

Jordan TEAM Together Grade 5 Semester 1

Activity Book with Digital Resources



Adaptation Committee in Jordan

Prof. Nayel Darweesh Al-Shara'h (Head)


Dr. Manal Fahed Aburumman


Dr. Hanan Hasan El-Kanash

Saad Mohammad Odeh

Publisher: The National Center for Curriculum Development

The National Center for Curriculum Development is pleased to have your feedback and comments on this book through the following contact details:

 06-5376262 / 237

 06-5376266

 P.O.Box: 2088 Amman 11941

 @nccdior


 feedback@nccd.gov.jo

 www.nccd.gov.jo

The Ministry of Education has decided to adopt this book for Jordanian schools in accordance with the approval of the Higher Council of the National Center for Curriculum Development in its meeting No. 3/2024 on 7/5/2024 and the approval of the Board of Education decision No. 45/2024 in its meeting No. 3/2024 on 26/6/2024 for the 2024/2025 academic year.

© Pearson Education Limited and York Press Ltd. 2024

ISBN: 978-9923-41-610-5



The Hashemite Kingdom of Jordan
Deposit number by the National Library Department
(2024/4/2402)

Primary indexing data for the book

Book title	Jordan Team Together, Grade 5: Activity Book, Semester 1
Prepared by	Jordan National Center for Curriculum Development
Publication data	Amman: National Center for Curriculum Development, 2024
Classification number	372,6521
Descriptors	/English Language//Courses//Basic Education/
Edition data	First edition

The author bears full legal responsibility for the content of their work, and this work does not express the opinion of the National Library Department.

The right of Inés Avello to be identified as author of this *work has been asserted by them in accordance with the Royal Legislative Decree, 12 April 1/1996, which approves the consolidated text of the Law of Intellectual Property Rights.

The publishers would like to thank Michelle Mahony, Gareth Vaughan and Tessa Lochowski for their contribution.

All rights reserved; no part of this publication may be reproduced, stored in a retrieval system, or transmitted in any form or by any means, electronic, mechanical, photocopying, recording, or otherwise without the prior written permission of the Publishers.

First edition (trial): م 2024 / هـ 1445

* The term "work" in this context refers to the original text (publication) before the adaptation to the Jordanian culture

Jordan TEAM Together Grade 5

Semester 1


Activity Book with Digital Resources




Contents

Welcome Welcome back	2	Festivals	
1 Talent show	6	Harvest Festival	58
2 Then and now	18	World Water Day	59
Bo's Learning Club		Communication activities	60
Language booster 1	30	Irregular verbs	64
3 Let's explore!	32	Speaking reference	65
4 Off to the shops	44	Progress path	66
Bo's Learning Club		Wordlist	68
Language booster 2	56		

1 Look, read and match.



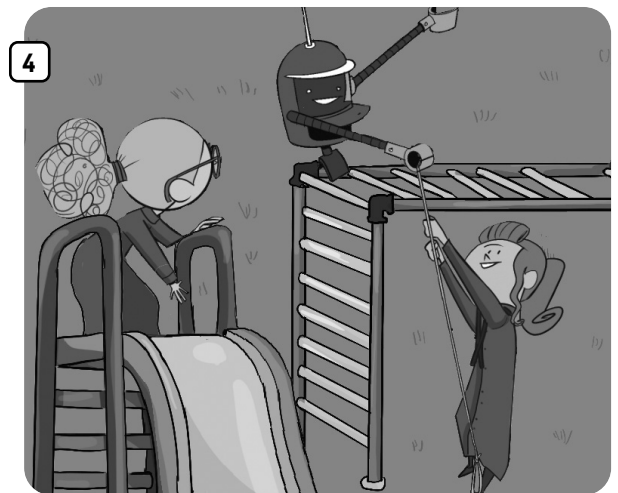
Hamed



Millie



Katy



Bo

a What about Tuesday?

c After we have dinner I've got a tennis lesson.

b I'm helping Millie.

d It was great to be back at school and see all our friends again!



2 Listen and complete.

library Science Club tennis lesson visit Granny ~~Art lesson~~

LEARN 2 BE



Hello! I'm Zeinab.

Weekly planner

Sunday	Monday	Tuesday	Wednesday	Thursday
Art lesson				

3 Choose three days of the week. Write what you do.

On Mondays I play basketball.


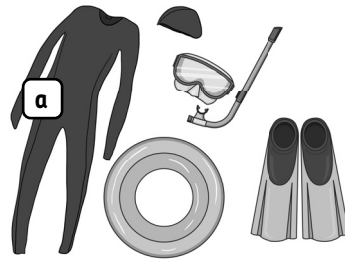
4 What are they doing? Write and match.

1 Faisal / visit his granny
Faisal is visiting his granny.

2 Rana and Dalia / play basketball

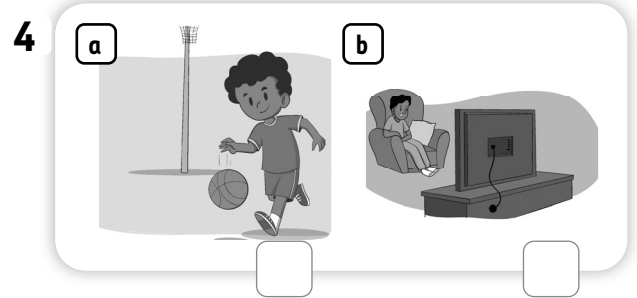
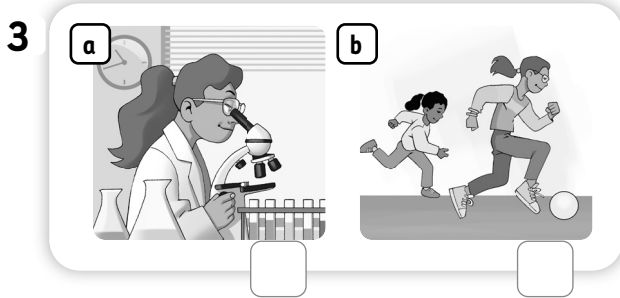
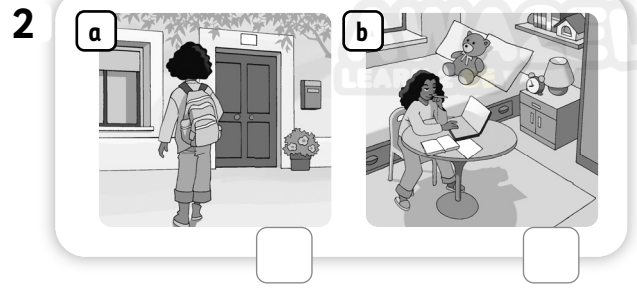
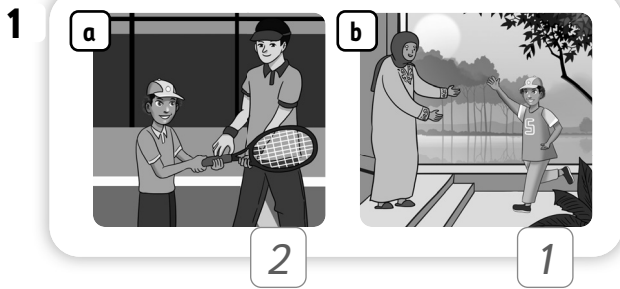
3 I / drink a glass of water

4 Aisha and Salwa / go swimming





1 Listen, look and write 1 or 2.



2 Look at Activity 1 and write *after*, *before* or *when*.

- 1 On Saturdays, I have a tennis lesson after I visit my granny.
- 2 _____ I get home, I always do my homework.
- 3 On Thursdays, _____ I have Science, I play football with my friends.
- 4 _____ I play basketball, I usually watch TV.


3 Rewrite the sentences.


- 1 I play tennis and then I go home.
After I play tennis, I go home.
- 2 He goes to the library and reads a book there.
When he _____, he _____.
- 3 My sister does her homework and then she watches TV.
Before my sister _____, she _____.
- 4 We have lunch and then we go to the park.
After we _____, we _____.
- 5 They visit their granny and they play games with her.
When they _____, they _____.


1 Look and write.

curly long moustache straight fair beard dark short ~~hair~~



a  _____

b  _____


c  _____

hair



2 Listen and match. Who's got the same hair? Write.

- 1 Mrs Evans d
- 2 Mr White _____
- 3 Mrs Wilson _____
- 4 Mr Smith _____
- 5 Mrs Brown _____
- 6 Mr Taylor _____



_____ and _____'s hair is _____, _____ and _____.

3 Think of three teachers at your school and write. Then in pairs, read and guess.

- 1 _____
- 2 _____
- 3 _____

She's got long hair.
She's very tall!

She's Mrs Ghada, our Science teacher!

1

Talent show




Vocabulary

1 Look at Pupil's Book page 8 and complete the sentences.

- 1 The child with a bucket is building a _____.
- 2 The boy buying an ice cream has got _____ hair.

2 Look at the four girls and write the adjectives. Then write their opposites to make pairs.

rude ~~shy~~ tidy lazy polite untidy ~~confident~~ hard-working



- 1 shy confident
- 2 _____
- 3 _____
- 4 _____

I'm learning

Some words can be organised in opposite pairs, for example, *tidy* and *untidy*. When you learn a new word, try to think of its opposite pair. You can use a thesaurus to help you.

3 Look at Activity 2 and number. Then make sentences for the other words in Activity 2. Play a guessing game with your partner.

- | | | | |
|---|--------------------------|---------------------------------------|--------------------------|
| a She's very busy. | <input type="checkbox"/> | c She's got all her things in order. | <input type="checkbox"/> |
| b She always says 'please' and 'thank you'. | <input type="checkbox"/> | d She's afraid to talk to new people. | <input type="checkbox"/> |

1 After you read **Read and complete. Then match.**

cat talent show friendly better ball

The talent show

- 1 Katy and Bo meet a friendly cat before Millie goes on stage at the _____.
- 2 The _____ goes on stage.
- 3 Everyone thinks Millie is _____ than the others!
- 4 Bo helps Millie because she's got a problem when she tries to get the first _____.



2 **Read and write True or False.**

- 1 Samia is very shy when she's performing on stage. False
- 2 Millie eats an apple before she goes on stage. _____
- 3 Millie looks shy when she's on stage. _____
- 4 The cat jumps on stage to get the balls. _____
- 5 The street's name is Bailey Street. _____

3 **Correct the false sentences in Activity 2.**

Samia is very confident when she's performing on stage. _____

4 **Values** Read and tick (✓). How do you help your friends develop their talents?

- 1 Don't worry! You're good at juggling!
- 2 She's more confident than you! She's going to win.
- 3 Juggling is too difficult for you. You can't do it.
- 4 You've worked very hard! Well done! You can do it!

Values
 I help my friends develop their talents.

1  Look, read and choose the correct answer. Then write the names of the children.

Grammar reference, page 16









I'm Lucy. Look at this photo. The girl with the glasses is me and these are my (1) best friends at school. Fadia and Mariam have got curly hair, but Fadia's hair is (2) _____ than Mariam's. Alia is (3) _____ hard-working of us all. She always gets (4) _____ marks in exams than me. Alia is (5) _____ than Mariam, but Fadia is the (6) _____ of us all. I love my friends!

- | | | |
|-----------------|----------------|----------------|
| 1 better | good | best |
| 2 curly | curlier | curliest |
| 3 the most | more | most |
| 4 good | best | better |
| 5 the shiest | shier | shy |
| 6 not confident | more confident | most confident |


2 Complete the sentences.

dangerous ~~unfriendly~~ rude bad polite

- Suha is more unfriendly than Heba. She doesn't play with us.
- I'm _____ than Imad. I always say 'please' and 'thank you'.
- This film is _____ than that film because it's very boring.
- She is the _____ girl on my street because she never says 'hello' to anybody.
- I think climbing is one of the _____ sports I know.

1 Look and match. Then number.

- | | |
|----------|-------------|
| 1 count | experiments |
| 2 spell | hats |
| 3 do | a cake |
| 4 bake | a pizza |
| 5 throw | toys |
| 6 fix | a ball |
| 7 juggle | fingers |
| 8 make | a word |



2 Listen and tick (✓).



- make a pizza
- bake a cake
- fix toys
- juggle more than two balls
- spell new words

	great at	good at	not very good at
make a pizza	✓		
bake a cake			
fix toys			
juggle more than two balls			
spell new words			

3 Look at the table in Activity 2. Complete the sentences.

- 1 Reem is great at making a pizza and _____ a cake.
- 2 She's _____ toys.
- 3 She's _____ new words.
- 4 She's _____ more than two balls at a time.

4 Look at Activity 2 and tick (✓) for you. Use a different colour. Then compare with your partner.


I'm good at making a pizza.

Me too!



1 Read, look and number.

1 ~~handshake~~ 2 get off the bus 3 mouth wide open
4 take off your shoes 5 good manners 6 put your feet up



2 After you read Read and answer the questions.

1 What do British parents ask children when they don't say 'please'?

What's the special word?

2 What do you say to the bus driver in the UK when you get off the bus?

3 Where is it best to give a strong handshake?

4 Where is it good manners to take off your shoes at home?

5 Where is it rude to show the bottom of your feet?

3 Write one bad manner for each place.

1 In the UK, it's bad manners when you don't finish everything on your plate.

2 In the USA, it's bad manners when you _____.

3 In China, it's bad manners when you _____.

4 In South America, it's bad manners when you _____.

4 Make a poster about good and bad manners at school. Then make a class display.

1  Look at the pictures and complete the table.




untidy long hair juggling dark hair
 confident ~~fair hair~~ straight hair
 curly hair short hair fixing toys



	What does she look like?	What's she like?	What's she good at?
Muna	<u>fair hair</u>		
Zeina			

2  Order the sentences to make a dialogue. Listen and check.

- 1 Who's that girl over there?
- What's she like?
- Which one?
- She's really kind. She seems very friendly. She's very good at throwing a ball! Come and meet her!
- Oh, that's Mia. She's new at school.
- Cool!
- The short one with curly hair and glasses.



3   Now practise the dialogue in Activity 2 in pairs. Use your own ideas for the underlined words.

Pronunciation

4  Change these words to make them negative. Listen and check. Then say a sentence for each form of the word.




- 1 happy _____
- 2 tidy _____
- 3 friendly _____
- 4 lucky _____
- 5 well _____
- 6 safe _____

Reading

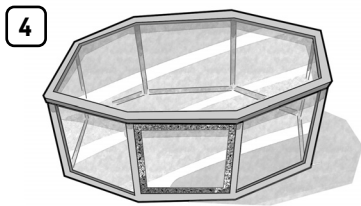



1 After you read **Look and write.**

circus magnet ill glass box trapeze diamond



magnet



2 **Circle the correct answer.**

- 1 There was a dinner party at Mrs Sillitoe's / Inspector Fleming's house.
- 2 There was a diamond in a glass / jewellery box.
- 3 The diamond was a present from the King to Mrs Sillitoe's grandmother / grandfather.
- 4 Mr Waters is older / younger than Miss Allen.
- 5 Mr Allen does experiments with diamonds / magnets.
- 6 Miss Allen works in a circus / theatre.

3 **How did they get the diamond? Read and put the underlined words in the correct place. Rewrite the text.**

Mrs Sillitoe went to the diamond. Miss Allen used Mr Allen's door to get the magnet. Mr Waters watched London with the glass box.

Mrs Sillitoe watched the

Writing

tip Writing

Use these words to link ideas: *and, or, but, so, because.*

1 Complete the sentences with *and, or, but, so* or *because*.

- 1 Fatima is kind and friendly, _____ she hasn't got many friends.
- 2 I don't have much money, _____ this sandwich is cheap _____ I can buy it.
- 3 What's more delicious: a cheesecake _____ a cupcake?
- 4 I can kick _____ throw a ball very quickly, _____ be careful!
- 5 This room is very untidy _____ the children are playing.

2 Write about someone important in your life.

1 Plan

Read and answer. Make notes.

- Who are you writing about? _____
- What does he/she look like? _____
- What is he/she like? _____
- What does he/she like doing? _____

2 Write

Use your notes and write your description.

_____ by _____

My _____ is _____


_____ likes _____

_____ doesn't like _____

I like _____

3 Check your work ✓

- 1 Make your own avatar to help you learn English. Then write, circle, draw and share.



My avatar

Name

Age

What does he/she look like?

Hair

What's he/she like?

Great at

Good at

- 2 Look at Activity 1 and describe your avatar.

My avatar's name is _____

Self-evaluation

My work in Unit 1 is OK / good / excellent.

My favourite lesson is the one about _____.

Now I can _____.

I need to work more on _____.

1 What are they like? Complete the crossword.



- 1 They make friends very easily.
- 2 They've got all their things in order.
- 3 They never say 'please' or 'thank you'.
- 4 They don't want to work very hard.
- 5 They're nervous when they meet new people.



2 Write the correct form of the words in brackets.

- 1 My friend Jamal is friendlier (friendly) than my friend Rashed.
- 2 Talal's bedroom is the _____ (untidy) room in the house.
- 3 This is the _____ (good) film and this is the _____ (bad) chocolate!
- 4 The red house is _____ (big) than the green house.
- 5 Lama is the _____ (confident) pupil in class.

3 Look and write the sentences.



1 My sister / not very good at

My sister isn't very good at throwing a ball.

2 Kareem / good at

3 Amani / great at

4 We / good at

5 You / not very good at

Vocabulary

- 1 Translate the words into your language in your notebook. Add more words to the list.

Personality adjectives

confident friendly hard-working kind lazy cheerful
polite quiet shy tidy unfriendly untidy

Hobbies

bake a cake count do experiments fix toys juggle
make a pizza spell throw a ball

Grammar

- 2 Read and complete.

more worst ~~than~~ better the confident making She are

Short adjectives – comparative

Jamal is kinder ¹ than Rashed.

Long adjectives – comparative

Issa is ² _____ hard-working than Jamal.

Short adjectives – superlative

My friends are ³ _____ quietest in the library.

Long adjectives – superlative

Sam and Alex are the most ⁴ _____ students.

Irregular adjectives – comparative

Clara is ⁵ _____ than Lucia at Maths.

Irregular adjectives – superlative

Wei is the ⁶ _____ at juggling.

Changes in spelling

shy → shier → the shiest

big → bigger → the biggest

I	am	great at	juggling.
He / ⁷ _____ / It	is	good at	⁹ _____
You / They	⁸ _____	not very good at	a pizza.
		terrible at	

A1 Movers Reading and Writing Part 2

Do!

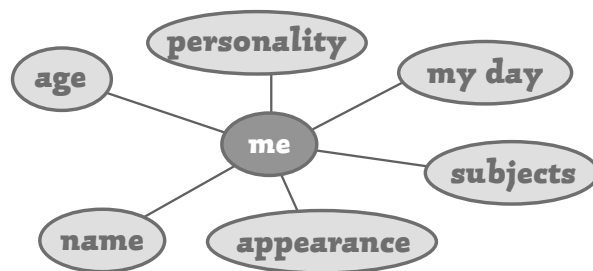
1 Read the text and choose the best answer.

- 1 What did you do last weekend?
 - A I meet a cousin who lives in the US.
 - B** I met a cousin who lives in the US.
 - C I'm meeting a cousin who lives in the US.
- 2 What does he look like?
 - A He's kind and friendly.
 - B No, he doesn't.
 - C He's tall with short, black, curly hair.
- 3 Is he the youngest of your cousins?
 - A No, he's the oldest.
 - B No, he doesn't.
 - C Yes, he's younger than me.
- 4 What's he like?
 - A He likes making a pizza, but he doesn't like baking a cake.
 - B He's very polite and he seems very confident.
 - C He's a student and he likes spelling words.
- 5 What's he good at?
 - A He's very good at baseball!
 - B He isn't good at throwing a ball.
 - C No, he isn't good.

A1 Movers Speaking Part 4

2 Let's talk about you. Answer the questions.

- 1 What do you look like?
I've got _____.
- 2 What are you like?
I'm _____ and _____.
- 3 What are you good at?
I'm good at _____.



2

Then and now



Vocabulary

1 Look at Pupil's Book page 20 and complete the sentences.

- 1 In the picture in the garden, Hamed's mum is playing _____ with Hamed.
- 2 In the picture of Hamed as a baby, his dad has got a _____ not a moustache.

2 Look and write.

mouse tablet telephone email mobile phone
~~smartwatch~~ keyboard letter computer



1 smartwatch

2 _____

3 _____

4 _____

5 _____

6 _____

7 _____

8 _____

9 _____

3 Complete the table.

a friend Maths ~~a book~~ a bag
 the doctor grammar




carry	call	study
<u>a book</u>	_____	_____
_____	_____	_____

I'm learning

When you learn new verbs, you can draw a table like the one in Activity 3. It will help you remember phrases. Try with *make*, *play*, *write* or *wear*.

1 **After you read** Look, read and match.
Then write *Katy, Millie, Hamed* or *Bo*.

The secret phone



- a Look at this picture of a speaking tube!
- b Here's my project about how things were different 10 years ago and more.
- c Let's use this code mum told me about!
- d Was everything very different 10 years ago?

Hamed

2 **Correct the mistakes.**

- 1 The children make a speaking tube with two bottles, a hose and some string.
- 2 Hamed's parents were in Germany when they were young.
- 3 Hamed's parents had a tablet ten years ago.
- 4 Over 100 years ago, people used a mobile phone to talk to each other.
- 5 The children make a secret Discovery Team phone number.

cans

3 **Values** Read and tick (✓). Who's being creative?

- 1 I found two cans and a hose.
- 2 Let's copy their idea.
- 3 Why don't we make our own secret Discovery Team code?
- 4 I can't think of anything to use.
- 5 We can use this hose to make a speaking tube.

Values

I am creative.


4 **Make your own version of Millie's code. Then write a message. Can your partners break the code?**



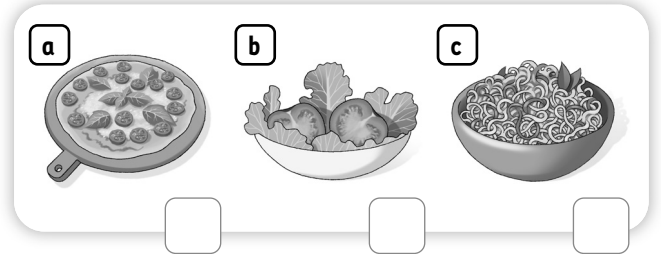
Grammar reference, page 28

1 Listen and tick (✓).


1 Where did Fatima go last weekend?



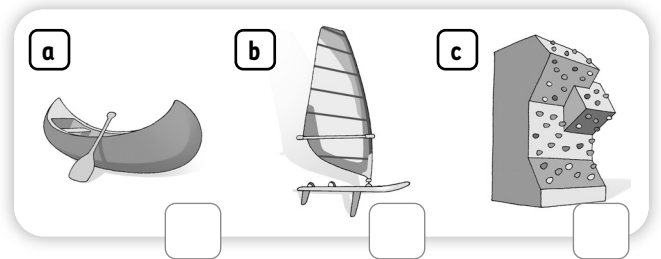
2 What did Tareq have for lunch at school two days ago?



3 What did Zeinab use to write to her granny?



4 Which sport did Sami try at the summer camp?



2 Look and complete the sentences.

go drink ~~use~~ wear play



- 1 I used a mobile phone. I didn't use a tablet.
- 2 He _____ football. He _____ basketball.
- 3 They _____ lemonade. They _____ water.
- 4 You _____ a hat. You _____ a scarf.
- 5 She _____ to the lake. She _____ to the river.

1 Reorder the letters. Then match.

1 dloh pne

2 niw crae

3 tspo tlrete

4 letl tyros

5 kema hasdwnic

6 dsne melai

7 eit lhcoesae

8 kema cfea

hold _____

w _____

p _____

t _____

m _____

s _____

t _____

m _____

a pen _____

a r _____

a l _____

a s _____

a s _____

an e _____

a s _____

a f _____



2 Listen and tick (✓) or cross (X). What could or couldn't they do when they were younger?



1 Salwa

a post a letter

b make a face

3 Eman and Rola

a make a sandwich

b send an email

2 Osama and Ibrahim

a win a race

b tie a shoelace

4 Abbas

a hold a pen

b tell a story

3 Look at Activity 2 and write.

1 Salwa *couldn't post a letter, but she could make a face* _____.

2 Osama and Ibrahim _____.

3 Eman and Rola _____.

4 Abbas _____.

1 Match the sentence halves.

- | | |
|---|--|
| 1 What can you _____ | a about animals, plants and volcanoes. |
| 2 I'd like some information about _____ | b from 11 am to 5 pm. |
| 3 What time does it _____ | c see and do there? |
| 4 It's open every day _____ | d open and close? |
| 5 What do you _____ | e want to know? |
| 6 You can learn _____ | f very much. |
| 7 Thank you _____ | g the Natural History Museum, please. |



2  Complete the dialogue with the sentences in Activity 1. Then listen and check.



Malek: Hello. (1) *I'd like some information about the Natural History Museum, please.* _____

Tourist information agent: Yes, of course. (2) _____

Malek: (3) _____


Tourist information agent: It's an incredible museum!
(4) _____

Malek: It sounds great! (5) _____

Tourist information agent: Let me see.
(6) _____

Malek: OK. (7) _____

Pronunciation

3  **Look and write. Listen and check. Say a sentence for each word. What makes each verb into a noun?**

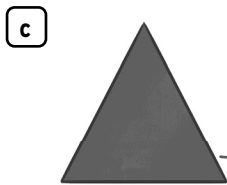
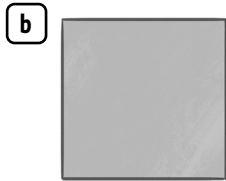
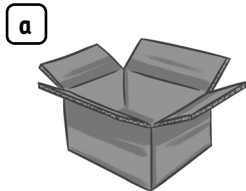


donation decorate
celebrate education

Verb	Noun
	decoration
donate	
educate	
	celebration

Reading

1 After you read Look, read and match.



1 triangle



2 cardboard box

3 engineer

4 inside

5 square

6 outside



2 Complete the sentences.

~~1879~~ cardboard engineer inside strong
bridges triangle different

- 1 In 1879 the _____ Robert Gair invented the _____ box.
- 2 Today we can use cardboard for many _____ things.
- 3 Cardboard is _____ because it's got a lot of triangles _____.
- 4 You can see _____ shapes in _____ or bikes, too.

3 Think about an object made of cardboard you have at home. What is it? Where is it? Write. Then compare in pairs.

There's a cardboard lamp in my bedroom.

Writing

tip Writing

Start the report about a visit with the date of the visit. Then organise your work into paragraphs.

1 Read and match the sentences with the paragraph headings.

- | | |
|--|---|
| <p>1 When and where did you go?</p> <p>2 What's special about it?</p> <p>3 What could you do there?</p> <p>4 What did you learn?</p> | <p>a I learnt a lot about human history and culture.</p> <p>b On 23rd June, I visited the British Museum.</p> <p>c I could see the Egyptian mummies.</p> <p>d It's one of the most important museums in the world.</p> |
|--|---|

2 Write a report about your visit to a museum or another interesting place.

1 Plan

Read and answer. Make notes.

When and where did you go? _____

What's special about it? _____

What could you do there? _____

What did you learn? _____

2 Write

Use your notes and write.

On _____, I visited _____.



The _____ is _____.

It's special because _____.

You should see _____.

I learnt _____.

3 Check your work ✓

- 1   Read and answer for you. Then, in groups of four, ask and answer the questions and complete the questionnaire.

When you were five, could you ...				
	me			
spell a word in English?	no			
tie a shoelace?				
make a sandwich?				

Last year, did you ...				
	me			
win a race?				
post a letter?				
visit a museum?				

- 2 Look at Activity 1. Write about what your friends and you could do at the age of five and what you did last year. Write in your notebook.

When they were five, Hani and Adnan could spell ...

Last year, Hani, Adnan and Sameer visited a museum ...

When _____

Last year _____

Self-evaluation

My work in Unit 2 is OK / good / excellent.

My favourite lesson is the one about _____.

Now I can _____.

I need to work more on _____.

1 Find and match.

computer

email

keyboard

mouse



tablet

letter

mobile phone


smartwatch

2 Write the correct form of the words in brackets.

- 1 My mum carried my bag to school. (carry)
- 2 _____ you _____ me yesterday? (call)
- 3 My brother _____ Social Studies last year. (not study)
- 4 I _____ to visit my grandparents at the weekend. (not go)
- 5 We _____ cereal for breakfast this morning. (eat)
- 6 _____ the doctor _____ you yesterday? (see)

3 What could or couldn't they do when they were six? Look and write.

post a letter ~~tell a story~~ make a sandwich
send an email win a race tie a shoelace



- | | |
|-------------------------------------|-------------------------|
| 1 Laith <u>could tell a story</u> . | 4 Her sister _____. |
| 2 My brother _____. | 5 Nour and Salwa _____. |
| 3 I _____. | 6 You _____. |

Vocabulary

- 1 Translate the words into your language in your notebook. Add more words to the list.

Technology

computer email keyboard letter mobile phone mouse
smartwatch tablet telephone

Verbs

call carry study

Phrases

hold a pen make a face make a sandwich post a letter
send an email tell a story tie a shoelace win a race

Grammar

- 2 Read and complete.

Did play ~~lost~~ When ago last Could throw couldn't What

Past simple affirmative and negative

I / You / He / She / It	¹ <u>lost</u> the race	two days ² _____.
/ We / You / They	didn't ³ _____ football	⁴ _____ month.

Past simple interrogative

⁵ _____	did	I / you / he / she /	use the tablet?
⁶ _____		it / we / you / they	find the email?
Yes, I / he / she / it / we / you / they did.		No, I / he / she / it / we / you / they didn't.	

Changes in spelling

Regular verbs	play → played try → tried
Irregular verbs	have → had give → gave

could affirmative and negative

I / You / He / She / It	could ⁷ _____ a ball	at the age of
/ We / You / They	⁸ _____ spell words	one.

could interrogative

⁹ _____	could	I / you / he / she /	do at the age of five?
¹⁰ _____		it / we / you / they	write an email?
Yes, I / he / she / it / we / you / they could.		No, I / he / she / it / we / you / they couldn't.	

A1 Movers Listening Part 2

Do!

1



Listen and write.

AV
LEARN



Going to the museum

- 1 Name of museum: Computer and Technology Museum
- 2 Things to see there: oldest computers and most modern

- 3 Things to do: send emails and _____ games
- 4 When they went: in the afternoon at _____
- 5 Where they ate lunch: at _____

A1 Movers Speaking Part 4

2 Let's talk about you. Answer the questions.

1 Did you use a computer at school today?

No, I didn't, but I used one at home.


2 Did you write any letters last month?

Yes, I did.
I wrote to ...

3 Could you use a tablet when you were four?

4 Could you tie your shoelaces when you were four?

Yes, I could. /
No, I couldn't.



Language booster 1

AWAZEL
LEARN 2 BE

1 Write the letters to complete the words.




m a k e a pizza



b _ _ _ a cake



d _ an experiment



b _ _ _ _ a robot



m _ _ _ a rocket



v _ _ _ _ a museum

2 Match the questions and answers.

1 What about building a robot?

2 How about baking a cake?

3 What about visiting a museum?

4 How about doing an experiment?

5 What about making a rocket?

a Yes, that's a great idea!
I love making things.

b No, I don't like building
things.

c Yes, I'm hungry. Let's bake!

d No, museums are boring.

e No, I don't like science.

3 Order the words to complete the dialogue.

1 shall do we What

Hisham: *What shall we do* _____ ?

2 about doing How experiment an

Issa: _____ ?

3 don't science like No, I

Hisham: _____ .

4 making What pizza about a

Issa: _____ ?





5 idea that's great a Yes,

Hisham: _____ !

6 pizza a make let's OK,

Issa: _____ .

4 Now write your own dialogue. Use the picture prompts.



1 How about _____ ?

2 No, _____ .

3 What _____ ?

4 Yes, _____ .

5 OK. Let's _____ .



5 ✨ Draw an indoor activity. Write a suggestion. Share.

3

Let's explore!




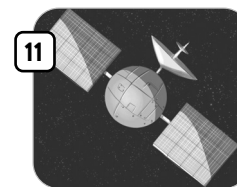


Vocabulary

1 Look at Pupil's Book page 36 and complete the sentences.

- 1 The pupils are doing an _____ in the school science lab.
- 2 The teacher has got a _____ and wears safety glasses.

2 Look and number.

- telescope
- space station
- solar system
- spacesuit
- Moon
- 1 Sun
- comet
- satellite
- star
- planet
- Earth
- rocket



I'm learning


Make your own cards to learn or revise vocabulary. Then play a memory game, a guessing game or a pictictionary game. Use technology, food or sports words.

1 **After you read** Read and circle. Then order the pictures.

- a The children are making a model of the solar system for the Science / Arts Fair.
- b Millie / Bo breaks the model.
- c The children think about how astronauts brush their hair / teeth in space.
- d Bo wonders how astronauts stop their drink / food from floating away.



The science fair



2 **Read and answer the questions.**

1 How many projects do the children make?

The children make two projects.

2 Who suggests trying a different challenge?

3 Why is brushing your teeth in space different from brushing your teeth on Earth?

4 What things do the children use to make their final project?

3 **Values** Read and tick (✓). What should you do to be a good citizen in school?

1 Follow the rules.

2 Be kind and helpful.

3 Be dishonest.


4 Get angry at others.

Values

I am a good citizen at school.





Grammar reference, page 42


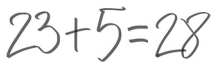


1 ^{3.5} Listen. Tick (✓) for *will* and cross (X) for *won't*.



1 Hala

a  b 

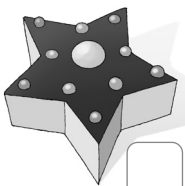

2 Salwa and Sana

a  b 


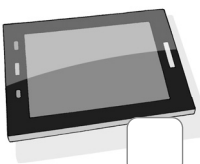
3 Tareq

a  b 



4 Raed and Jamal

a  b 

5 Sami

a  b 

6 Malek

a  b 

2 Look at Activity 1 and complete the sentences.

bake send ~~wear~~ use make study

1 Hala won't wear her new jeans, but she will wear a spacesuit costume.


2 Salwa and Sana _____ the solar system, so they _____ Maths.

3 Tareq _____ a letter to his friend, but he _____ an email.

4 Raed and Jamal _____ a rocket cake, so they _____ a star cake.

5 Sami _____ the tablet, but he _____ the telescope!

6 Malek _____ a model of the Moon, but he _____ a model of the Sun.

- 1  Complete the table. Then order the numbers from the biggest (1) to the smallest (8).

~~a million~~ a hundred thousand a thousand
ten thousand 500 100 50,000 5,000


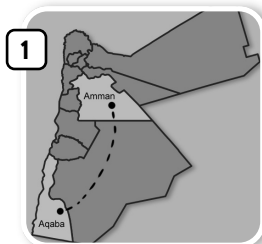
1	<i>a million</i>	1,000,000
	fifty thousand	
	a hundred	
		1,000
	five thousand	
		10,000
	five hundred	
		100,000



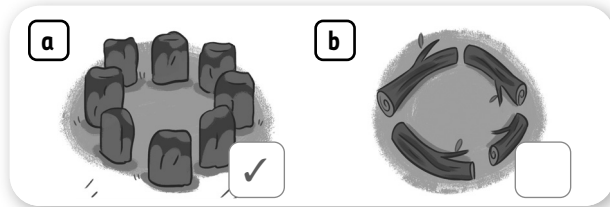
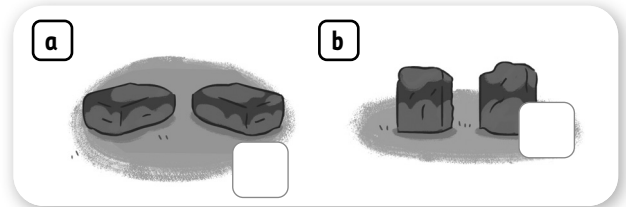
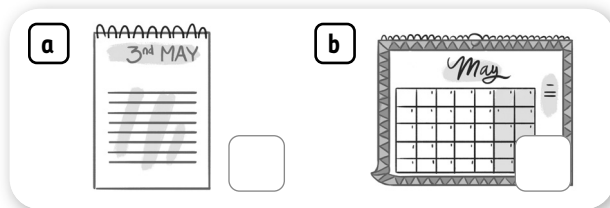
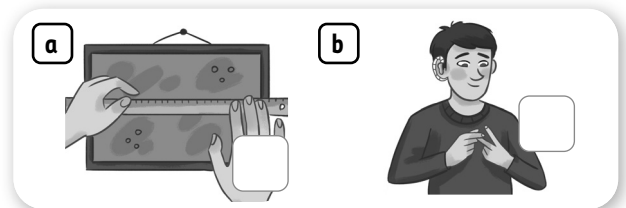

- 2  3.11 Complete the questions and circle the answers. Then listen and check.



high tall far wide deep



- 1 How far is it from Amman to Aqaba by car?
332 / 313 kilometres
- 2 How _____ is this basketball player? 213 / 203 centimetres
- 3 How _____ is Mount Everest? 8,868 / 8,848 metres
- 4 How _____ is the Pacific Ocean at its deepest point?
10,911 / 11,900 metres
- 5 How _____ is the Earth? 22,750,000 / 12,750,000 metres

1 Look and tick (✓) the correct picture.
1 stone circle

2 standing stones

3 calendar

4 measure

5 meeting place

2 After you read Read and circle the correct answer.

- 1 There are about 130 / 1,300 / 13,000 stone circles in the UK.
- 2 Stone circles are very old. Some circles are over 2,000 / 5,000 / 6,000 years old.
- 3 You can find stone circles all over the sea / country / world.
- 4 The Castlerigg stone circle is in the north / south / east of England.
- 5 At Stonehenge some of the stones came from Wales, 240 / 350 / 400 kilometres away.
- 6 Some people say the circles were ancient houses / towns / markets.

1 Order the words to make sentences.

Alia: Hi! the joining Science I'm in interested Club

(1) I'm interested in joining the Science Club.

Farid: What's your name?

Alia: (2) _____

Farid: last name How spell you your do ?

(3) _____

Alia: (4) _____

Farid: birth What's of date your ?

(5) _____

Alia: (6) _____


Farid: number What's home your phone ?

(7) _____

Alia: (8) _____

2  Listen and complete the conversation in Activity 1.3   Now design your own membership club cards. In pairs, practise the conversation in Activity 1 using your card. Share.

Pronunciation

4  Listen and read. Circle the stressed parts of the words. Then practise saying the words with your partner.

1 fifty

4 twenty

7 number

2 thousand

5 seventeen

8 membership

3 hundred

6 thirty

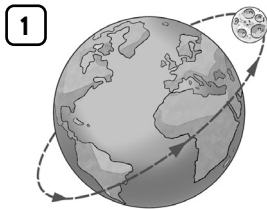
9 circle

Reading





1 After you read Look and write.

muscles orbit spacewalk tools



orbit



2 Read and write True or False.

- 1 ISS stands for the International Satellite Station. False
- 2 The ISS travels at 28,000 kilometres per hour. _____
- 3 There are 16 astronauts living on the ISS. _____
- 4 Astronauts need to exercise for two hours a day. _____

3 Correct the false sentences in Activity 2.

ISS stands for the International Space Station. _____

4 Imagine you're a group of astronauts planning a trip to Mars. Decide as a group what nine personal things you want to take with you. All your group's things must fit in a box which is one metre high, wide and deep. Discuss and make a list. Write in your notebook and share with the class.

Writing

tip Writing

Use questions to make your writing more interesting.

1 Match the questions with the answers.

- | | |
|-----------------------------------|---|
| 1 How often do we eat? | a We can see rivers, mountains and oceans on Earth! |
| 2 How do we prepare our food? | b In space, we have three meals a day. |
| 3 What do we do in our free time? | c We read and take photos. |
| 4 What can we see from the ISS? | d All our food is in bags. |

2 Imagine you're an astronaut on the International Space Station. Write a blog post.

1 Plan

Read, circle and answer. Make notes.

Choose a topic: food / clothes / repairs / hobbies

What do you eat / wear / do ? _____

How is it different from what you eat / wear / do on Earth?

2 Write

Use your notes and write.

- □ ×

My blog

Hi, I'm _____.

My blog post today is about _____.

In space, we _____.

Did you know _____?

3 Check your work ✓

1 Read and complete the fact file for Malak. Write numbers as digits.

Hi! I'm Malak. I found a new planet in the solar system. It's Rocketune. It's green and it looks like a rocket. It's ten thousand five hundred and forty-two kilometres wide and it's two million kilometres from Earth. It has three pink moons around it. Next week I'll fly with my space station to Rocketune. I'll take some food, my tablet and my ball to do some exercise.

	Malak	You
1 Name of planet	<i>Rocketune</i>	
2 What does it look like?		
3 How wide is it?		
4 How far is it from Earth?		
5 Has it got any moons?		
6 When will you go there?		
7 What will you take?		

2  Think about your new planet. Complete the 'You' column in Activity 1. Then write, draw and share.

Hi! I'm _____. I found a new planet in the solar system.



Self-evaluation

My work in Unit 3 is OK / good / excellent.

My favourite lesson is the one about _____.

Now I can _____.

I need to work more on _____.



1 Read and complete the sentences.

solar system satellite telescope spacesuit
space station planets rocket

- 1 Astronauts wear a spacesuit when they travel into space.
- 2 You can use a _____ to look at the stars.
- 3 The Sun, the planets, stars and comets are part of the _____.
- 4 Astronauts use a _____ to travel into space and a _____ to work in space.
- 5 The Earth, Venus, Mars, Jupiter, Saturn and Uranus are all _____.
- 6 The ISS is a _____.

2 Look at the pictures. Write the questions and answers using *will* or *won't*.



- 1 Rashed and Zaid / play football
Will Rashed and Zaid play football? No, they won't.
- 2 What / Jawad / make / this evening?

- 3 What / Mariam / use / to look at the stars?

- 4 Jameela and Samia / post / a letter?

Vocabulary

- 1 Translate the words into your language in your notebook. Add more words to the list.

Space

comet Earth Moon planet rocket satellite solar system
space station spacesuit star Sun telescope

Big numbers

a hundred five hundred a thousand five thousand
ten thousand fifty thousand a hundred thousand a million

Grammar

- 2 Read and complete.

next When metres high It's How deep will
travel on won't Will wear

Future simple – affirmative and negative

I / You / He / She / It / We / You / They	will ¹ <u>travel</u> ³ _____ go	to space	² _____ week. ⁴ _____ Tuesday.
--	--	----------	---

Future simple – interrogative

⁵ _____	will	I / you / he / she / it / we / you / they	write the email? ⁷ _____ the spacesuit?
⁶ _____			
Yes, I / he / she / it / we / you / they ⁸ _____.		No, I / he / she / it / we / you / they won't.	

Measurements

⁹ _____	high	is	the mountain?
	¹⁰ _____		the lake?
	far	are	the houses?
	wide		
¹¹ _____	5,400 ¹² _____	¹³ _____.	
	5 metres	deep.	
They're	2 metres	from my house.	
	20 metres	wide.	

A1 Movers Speaking Part 2

Think!

- 1 Look at the pictures in Activity 2. Write the words and phrases you can use to tell the story in your notebook.

Do!

- 2  Look at the pictures and tell the story.

Where's the Sun?

Class 4A are putting on a play about the solar system at school this evening.


Mr Hakim is giving out costumes ...



A1 Movers Speaking Part 3

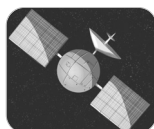

- 3  Which picture is different? Write why.

1



The _____ is different because _____.

2



The _____ is different because _____.

I think _____ is different because the others _____.

4

Off to the shops



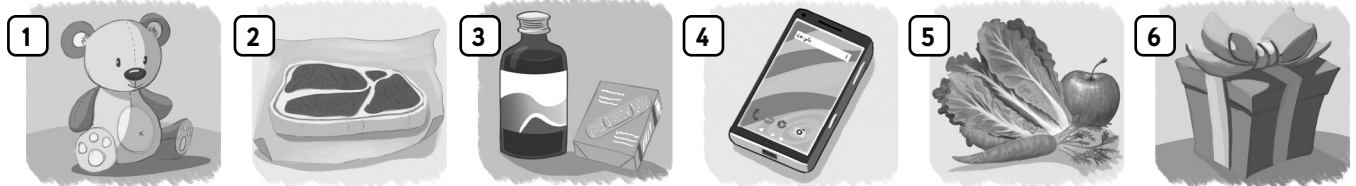
Vocabulary

1 Look at Pupil's Book page 48 and write.


- 1 What's the boy in the green hat doing? _____
- 2 What does the boy juggling the balls look like? _____

2 Look and write.

butcher's greengrocer's fishmonger's pharmacy
 newsagent's jeweller's sports shop gift shop phone shop
 corner shop shoe shop ~~toy shop~~

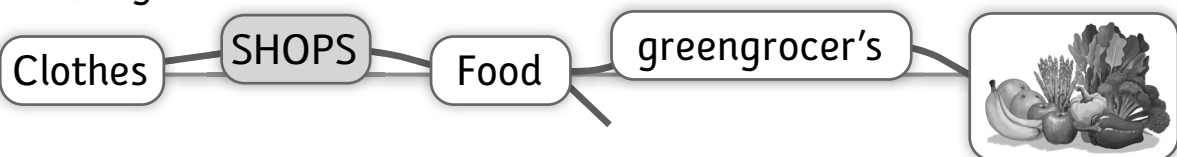


toy shop _____




I'm learning

Make a spider web to sort new words. You can sort shops by food, clothes, toys.



1 After you read Look, read and order.



2 Circle the correct answer.

- 1 Why are the friends on the escalator?
They want to go upstairs / downstairs / underground.
- 2 What are the friends buying?
They're buying a mobile phone / tablet / phone case.
- 3 What's the man doing?
He's selling / stealing / buying the phones.
- 4 What is the man carrying?
He's carrying a blue box / sports bag / paper bag.

3 **Values** Read and tick (✓). Which are examples of good citizenship?

- 1 Put litter in the bin.
- 2 Take other people's things without asking.
- 3 Run in the corridors at school.
- 4 Be honest.
- 5 Be rude to other people.
- 6 Respect other people.

Values I can show good citizenship.



1 Listen and draw lines.

Grammar reference, page 54

Dalia

Fatima

Lubna



Jameela

Salwa

Reem

Alia

2 Complete the sentences with *who*, *which* or *where*.

- 1 A shoe shop is the shop where you can buy shoes and boots.
- 2 This is the necklace _____ my parents gave me.
- 3 That's the woman _____ works at the corner shop.
- 4 The Earth is the planet _____ we live.
- 5 Who's the boy _____ is wearing glasses?
- 6 I'm very good at fixing the toys _____ my brother breaks.

3 In pairs, look at Activity 1 and play a guessing game. Use *who*, *which* or *where*.

She's the girl who's wearing a blue shirt.

Is she in the toy shop?

Yes, she is.

She's Salwa!



1 Find and circle money words in the wordsnake.

by birthday money lap purse did buy ngats wallet yuomoney box cksell piuspendgisaveling

2 Label the pictures. Use the words from Activity 1.



- 1 birthday money 4 _____ 7 _____
- 2 _____ 5 _____ 8 _____
- 3 _____ 6 _____

3 Look at the pictures in Activity 2. Tell the story. What's the present?

4 Read and write the correct form of *have to*.

- 1 I saved money so I don't have to use my birthday money to buy the festival ticket.
- 2 She _____ go to the greengrocer's to buy vegetables for the salad. She's got all the ingredients she needs.
- 3 My sister's head hurts so she _____ go to school today. My dad _____ go to the pharmacy to buy her some medicine.
- 4 Jawad and I have a Maths exam tomorrow. It's difficult, so we _____ study a lot this evening, but we _____ tidy our rooms. We can do it tomorrow.



1 After you read **Read and write *True or False*.**

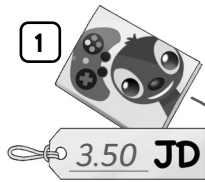
- 1 You go to a corner shop to buy something quickly.
- 2 You can't buy pens in a corner shop in the UK.
- 3 In the past, corner shops in Australia and New Zealand sold butter.
- 4 You could eat and drink in some corner shops in Australia and New Zealand in the past.
- 5 Corner shops in Australia and New Zealand can't sell ice cream.
- 6 In North America, there are at least two names for a corner shop.



2 **Open a corner shop!**

- Work in groups. Each group prepares their own corner shop.
- Draw or print pictures of things you're going to sell. Then make price tags.
- Nominate a sales assistant for your corner shop.
- Go shopping! Each student chooses something to buy from one of the shops.


1  Listen and match. Then write.




a one eighty



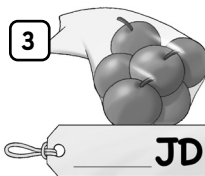
b five ninety-five



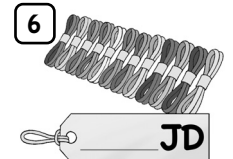
c three dinars and fifty piastres



d two dinars and thirty piastres




e four fifteen



f six dinars and ninety-nine piastres

2  You've got five dinars. Look at Activity 1. What two things can you buy?

Pronunciation

3  Look and write. Listen and check. Say a sentence for each word. What makes each verb into a noun?



excitement amuse
payment agree

Verb	Noun
pay	
	agreement
excite	
	amusement

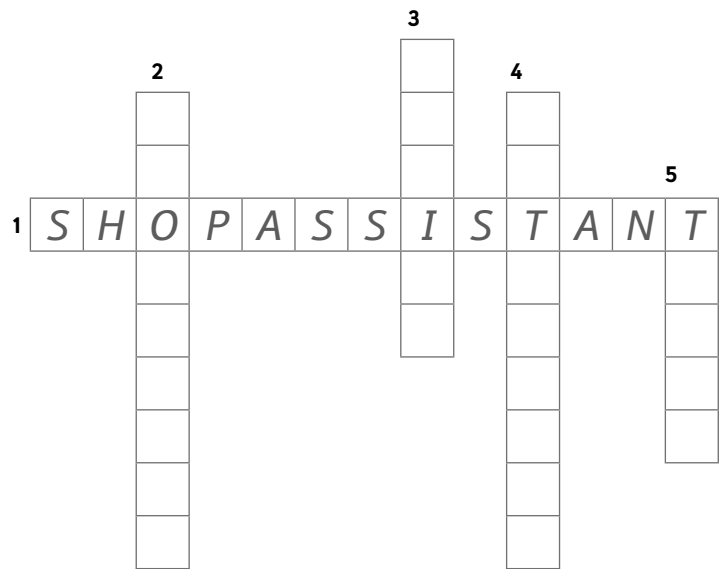
Reading



1 After you read Complete the crossword.

thief notice shop assistant storeroom detective

- 1 A person who works in a shop.
- 2 A place in a shop where you keep the things you will sell in the future.
- 3 To see something.
- 4 A job which is similar to a police officer.
- 5 A person who steals things from people or places.



2 Answer the questions.

1 Where were Tareq and his dad?

They were at the sports shop.

2 What did Tareq want to buy?

3 What did the thieves do when Tareq was waiting for the shop assistant?

4 What did the woman who had a lot of money do with her purse?

5 What was this woman's job?

6 What happened to the thieves in the end?



Writing

1 Look and write 's to the shop names where necessary.



jeweller's

fishmonger

pharmacy

greengrocer

newsagent

2 Plan and write an email to a friend suggesting some shops to visit in your town.

1 Plan

Read and answer. Make notes.

Which shops should your friend visit? _____

Are the shops in a shopping centre, in a market or on a street? _____

What special things can your friend buy there? _____

2 Write

Use your notes and write.

Hi _____,

You asked for some advice about great shops to visit in my town.

In _____ there's _____.

In _____.

I love _____.

Remember to bring your birthday money! See you soon!

Love from _____

tip Writing

We use an apostrophe after some shop names. That's because *the greengrocer's* is short for *the greengrocer's shop = shop of the greengrocer*.

3 Check your work


- 1 Read and circle in red the shops Zeinab will visit and in blue the things she will buy. Then write how much Zeinab will spend and save.

Hi, I'm Zeinab.

On my trip into town, I'll go shopping, but I don't want to spend all of my money! I've got 15 JD. First, I want to go to the toy shop where I want to buy a yo-yo. I like the orange one, which is cheaper. Then I want to go to the newsagent's where I have to buy a new pencil case for school. I want to buy the yellow one which looks like a rocket. Oh! I also have to buy my magazine which I always buy once a month! That's two dinars and fifty piastres.

I'm going to spend _____ JD.

I'm going to save _____ JD.



- 2 You've got 15 JD. Look at Activity 1. Choose three things you want to buy. Write and say how much you are going to spend.

Hi! I'm _____. On my trip into town, I'll go shopping, but I don't want to spend all my money! First, I want to go to _____

I'm going to spend _____ JD. I'm going to save _____ JD.

Self-evaluation

My work in Unit 4 is OK / good / excellent.

My favourite lesson is the one about _____.

Now I can _____.

I need to work more on _____.

1 Circle the odd one out.

1 greengrocer's → apples
bananas
meat
carrots

2 toy shop → yo-yo
doll
construction set
medicine

3 jeweller's → magazine
necklace
ring
watch

4 newsagent's → books
newspapers
stamps
TV

2 Complete the sentences. Use *who*, *which* or *where*.

1 Huda is a student. She's wearing a green dress.

Huda is the student who's wearing a green dress.

2 This is a new shop. You can buy nice presents in the shop.

This is the new shop _____.

3 That's a tablet. I want to buy that tablet tomorrow.

That's the tablet _____.

4 These are my friends. They're from Aqaba.

These are my friends _____.

3  Read and complete for you. Use *have to* or *don't have to*. Then compare in pairs.

1 I _____ help my parents at home.

2 I _____ watch TV every day.

3 I _____ do homework at the weekend.

4 I _____ eat fruit and vegetables every day.

5 I _____ spend all of my birthday money.

Vocabulary

- 1 Translate the words into your language in your notebook. Add more words to the list.

Shops

butcher's corner shop fishmonger's gift shop jeweller's
newsagent's pharmacy phone shop shoe shop shop toy shop

Money (nouns)

money box birthday money purse wallet

Money (verbs)

buy save sell spend

Grammar

- 2 Read and complete.

~~who~~ where email What does have to don't has to Does

Relative sentences

person	It's the man	¹ <u>who</u>	lives opposite.
thing	It's the ² _____	which	I sent you.
place	It's the house	³ _____	my aunt lives.

have to affirmative and negative

I / We / You / They	(don't) have to	go to school.
He / She / It	⁴ _____ / doesn't ⁵ _____	stay at home.

have to interrogative

⁶ _____	do	I / we / you / they	have to do?
	does	he / she / it	
Do	I / we / you / they	have to	stay here?
⁷ _____	he / she / it		
Yes, I / we / you / they do.		No, I / we / you / they ⁸ _____	
Yes, he / she / it ⁹ _____		No, he / she / it doesn't.	

A1 Movers Listening Part 5

Think!

1 Tick (✓) the things and places you can see in the picture in Activity 2. Then say where they are.

- | | | | | | |
|-----------------|-------------------------------------|---------------|--------------------------|--------------|--------------------------|
| 1 gift shop | <input checked="" type="checkbox"/> | 5 newsagent's | <input type="checkbox"/> | 9 purse | <input type="checkbox"/> |
| 2 carrots | <input type="checkbox"/> | 6 phone shop | <input type="checkbox"/> | 10 money box | <input type="checkbox"/> |
| 3 present | <input type="checkbox"/> | 7 jeweller's | <input type="checkbox"/> | 11 computer | <input type="checkbox"/> |
| 4 greengrocer's | <input type="checkbox"/> | 8 butcher's | <input type="checkbox"/> | 12 pharmacy | <input type="checkbox"/> |


Do!

2



Listen, colour and write.





Language booster 2

AWAZEL
LEARN 2 BE

1 Look and write.

horse turtle parrot monkey rabbit kangaroo



1 parrot

2 _____



3 _____

4 _____



5 _____

6 _____



2 Read and circle the correct answer.

1 A turtle swims ...

- a slowly.
b quickly.

4 A rabbit hops ...

- a quietly.
b slowly.

2 A parrot talks ...

- a quietly.
b loudly.

5 A monkey climbs ...

- a carefully.
b loudly.

3 A kangaroo jumps ...

- a slowly.
b easily.

6 A horse runs ...

- a quickly.
b quietly.



3 Complete the sentences.

1 A kangaroo jumps easily.

2 A parrot _____.

3 A turtle _____.

4 A monkey _____.

5 A rabbit _____.

6 A horse _____.

flies swims climbs
hops jumps

slowly carefully quickly
easily quietly

4 Read and circle the correct answer.

- 1 A lion runs more quickly / more slowly than a panda.
- 2 A turtle swims more slowly / more quickly than a dolphin.
- 3 A butterfly flies more quietly / more loudly than a parrot.
- 4 A kangaroo hops more slowly / more easily than an elephant.
- 5 A monkey climbs more loudly / more carefully than a hippo.

5 Read and write the animal.

- 1 It's the slowest. _____
 dolphin shark seahorse
- 2 It's the loudest. _____
 butterfly rabbit parrot
- 3 It's the quickest. _____
 tortoise kangaroo lion
- 4 It's the quietest. _____
 hippo lion panda



6  Draw, write and share about the animal you like best.

I like _____
 because _____.

Harvest Festival



1 After you read Read and match.



- 1 The time when farmers collect food from the land.
- 2 If you say thank you, you feel...
- 3 Metal containers for food.
- 4 A round white thing you can often see in the sky.
- 5 A large area of green land.
- 6 A group of people living in the same place.

tins

field

grateful

community

harvest

full moon

2 Complete the sentences with the words in Activity 1.

- 1 Harvest Festival happens when the harvest is finished.
- 2 At Harvest Festival, people feel _____ for the food they have.
- 3 Diya brings a bag of apples and some people bring _____ of food to school.
- 4 People in Diya's _____ share all the food.
- 5 Harvest Festival happens when there is a _____ in the sky.
- 6 During harvest, people collect the food from the _____.


3 Make a Harvest Festival poster. Include a poem and the things to bring.

World Water Day

1 After you read Match the pictures and write.



cha



sa



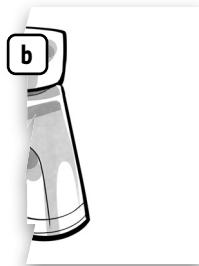
running



deco



le



water



rations



rity

1 charity

3 _____

2 _____

4 _____

2 Tick (✓) the things pupils did at Farid's school on World Water Day.

- | | |
|--|--|
| <input checked="" type="checkbox"/> sold water bottles | <input type="checkbox"/> put posters in the street |
| <input type="checkbox"/> used running water | <input type="checkbox"/> used blue decorations for the cakes |
| <input type="checkbox"/> made posters | <input type="checkbox"/> raised money |
| <input type="checkbox"/> dressed up in blue | |
| <input type="checkbox"/> had a cake sale | |

3   In groups, make posters for World Water Day. Display them in school.

Communication activities



Unit

1

Pupil A

Ask and answer. Draw the faces.

😊😊 = great at 😊 = good at 😞 = not very good at

	spelling a really long word	baking cakes	juggling	fixing toys	throwing a ball a long way
Hanan		😞	😊		
Fawzi	😞			😊😊	😊😊
Khalil		😊😊	😞		

Is Khalil good at spelling a really long word?


No, he isn't. He's not very good at spelling!


Unit

2

Pupil A

Heba and Kamal are twins, but they couldn't do all the same things. Ask and answer to find out what they could and couldn't do.

	Heba	hold a pen	tell a story	make a sandwich	tie a shoelace	send an email	win a swimming race
Age 3		✗	✓	✗	✗	✗	✗
Age 6		✓	✓	✓	✓	✗	✗

	Kamal	hold a pen	tell a story	make a sandwich	tie a shoelace	send an email	win a swimming race
Age 3							
Age 6							

Could Kamal tell a story when he was three?

No, he couldn't, but he could tell a story when he was six.



- 1 Read the text about the Moon. Complete the table.
- 2 Answer Pupil B's questions about the Moon.
- 3 Ask Pupil B questions about Ganymede and complete the table.

Let's talk about moons!

The Moon

The Earth has only got one moon: the Moon!

The Moon is 384,400 kilometres from Earth. It is 3,474 kilometres wide. That's wider than the USA!

The Moon has got mountains, too! The highest mountain on the Moon is 5,500 metres high.

How wide is Ganymede?

It's ...

The Moon

Parent planet: Earth

How wide? (1) _____ kilometres wide

How far from Earth? (2) _____ kilometres

Highest mountain: (3) _____ metres high

Ganymede

Parent planet: Jupiter

How wide? (4) _____ kilometres wide

How far from Earth? (5) _____ kilometres

How far from Jupiter? (6) _____ kilometres

Faten, Hani, their mum and their dad have a list of jobs to do today. Ask and answer to find out what they have to and don't have to do.

	Faten	Hani	Mum	Dad
buy some shoes	X			X
buy a new purse	✓			✓
earn some money	✓			X
buy some medicine	X			X
sell an old mobile phone	X			✓

Does Hani have to buy some shoes?

Yes, he does.

- 1 Which shops do they have to go to?
- 2 Who needs new shoes?
- 3 Who isn't well?
- 4 Who needs a new phone?

Unit

1

AWA Pupil B
LEARN 2 BE



Ask and answer. Draw the faces.

😊😊 = great at 😊 = good at 😞 = not very good at

	spelling a really long word	baking cakes	juggling	fixing toys	throwing a ball a long way
Hanan	😊			😞	😞
Fawzi		😊	😞		
Khalil	😞			😞	😊

Is Khalil good at baking cakes?


Yes, he is. He's great at baking cakes!


Unit

2

Pupil B

Heba and Kamal are twins, but they couldn't do all the same things. Ask and answer to find out what they could and couldn't do.

	Heba	hold a pen	tell a story	make a sandwich	tie a shoelace	send an email	win a swimming race
Age 3							
Age 6							

	Kamal	hold a pen	tell a story	make a sandwich	tie a shoelace	send an email	win a swimming race
Age 3		✓	✗	✗	✗	✗	✗
Age 6		✓	✓	✓	✓	✓	✓

Could Heba tell a story when she was three?

Yes, she could.



- 1 Read the text about Ganymede. Complete the table.
- 2 Ask Pupil A questions about the Moon and complete the table.
- 3 Answer Pupil A's questions about Ganymede.

Let's talk about moons!

Ganymede

Jupiter is the biggest planet in our solar system. It is 588 million kilometres from Earth.

It has 69 moons. Its biggest moon is called Ganymede. Ganymede is over 5,000 kilometres wide! Ganymede is a million kilometres from Jupiter.

How wide is the Moon?

It's ...

Ganymede

Parent planet: Jupiter

How wide? (1) _____ kilometres wide

How far from Earth? (2) _____ kilometres

How far from Jupiter? (3) _____ kilometres

The Moon

Parent planet: Earth

How wide? (4) _____ kilometres wide

How far from Earth? (5) _____ kilometres

Highest mountain: (6) _____ metres high

Faten, Hani, their mum and their dad have a list of jobs to do today. Ask and answer to find out what they have to and don't have to do.

	Faten	Hani	Mum	Dad
buy some shoes		✓	✓	
buy a new purse		✗	✗	
earn some money		✓	✗	
buy some medicine		✗	✓	
sell an old mobile phone		✗	✗	

Does Faten have to buy some shoes?


No, she doesn't.

- 1 Which shops do they have to go to?
- 2 Who needs new shoes?
- 3 Who isn't well?
- 4 Who needs a new phone?

Irregular verbs

Infinitive	Past simple
be	was/were
buy	bought
do	did
drink	drank
drive	drove
eat	ate
find	found
get	got
give	gave
go	went
have	had
hold	held
keep	kept
know	knew
lose	lost
make	made
put	put
ride	rode
run	ran
see	saw
sell	sold
send	sent
sing	sang
sleep	slept
stand	stood
take	took
tell	told
throw	threw
wear	wore
win	won
write	wrote

Say it!



Unit 1

Who's that girl over there?

What's she like?

She's very ...

She's really ...

She seems very ...

Unit 3

I'm interested in joining ...

How do you spell your last name?

What's your date of birth?

What's your home phone number?

1287 445006 = one two eight seven
double-four five double-oh six

Unit 2

I'd like some information about ..., please.

What can you see and do there?

You can learn about ...

What time does it open and close?

It's open every day from 10 am until 6 pm.

Unit 4

Can I look at a necklace which
is in the window, please?


How much is it?

It's fifteen dinars and fifty piastres. /
It's fifteen fifty.

I'll have that one, please.

Thank you!

My pleasure!



Progress path

Read and write. Then tick (✓).

Unit 1

Match. Draw lines.

make
fix
bake
throw

a ball
a pizza
toys
a cake

Unit 1

Circle for you.
I'm shy / confident.
I'm tidy / untidy.

Unit 2

It's a mobile phone /
telephone.



Welcome

What do you do after
school?

I _____
_____.

Unit 2

Circle the odd one out.

mouse

computer

email

keyboard

lemonade

tablet

Unit 4

Write *True* or *False*.
A newsagent's is a shop where you can buy medicine.

Unit 3

Write another word in the same vocabulary group.

star

telescope

planet

rocket

Unit 3

An astronaut wears this.

It's a **p a c e s t i s u**

Unit 4

Order the words to make a sentence.

Mum

went

to

fishmonger's

the

fish

buy

to



Welcome

basketball (noun) – a game played by two teams, using a large ball which players try to throw into a net

beard (noun) – hair that grows on a man's face

club (noun) – an organisation for people who do the same sport or activity

curly (adjective) – hair with a lot of curls

dark (adjective) – not much light

fair (adjective) – a light colour

football (noun) – a game played by two teams of 11, using a ball that they try to kick into a goal

go (verb) – to move from one place to another

granny (noun) – grandmother; the mother of your mum or dad

hair (noun) – the material that grows on your head

lesson (noun) – the time when a teacher teaches pupils

long (adjective) – a large distance from one end to the other

moustache (noun) – the hair that some men have above their mouth

play (verb) – to take part in a game or sport

science (noun) – the study of natural and physical world

short (adjective) – a small distance from one end to the other

straight (adjective) – not curved

swimming (noun) – the time when you swim

tennis (noun) – a game in which players use rackets to hit a small ball over a net

visit (verb) – to go to someone's house

Unit 1

bake (verb) – to cook food in an oven

ball (noun) – a round object that you throw, hit or kick in sports or games

cake (noun) – a sweet food made from flour, eggs, butter and sugar that is baked in an oven

cheerful (adjective) – happy

confident (adjective) – certain about your ability to do things well

count (verb) – to say numbers in the correct order

experiment (noun) – a scientific test that you do to learn something

fix (verb) – to repair or correct something

friendly (adjective) – behaving in a kind way because you like somebody or want to help

hard-working (adjective) – doing a job well

juggle (verb) – to throw three or more balls in the air and catch and throw them again

kind (adjective) – nice and generous to others

lazy (adjective) – not wanting to work

make (verb) – to create something

pizza (noun) – a food made from flat round bread with food on top that is cooked in an oven

polite (adjective) – showing respect for other people

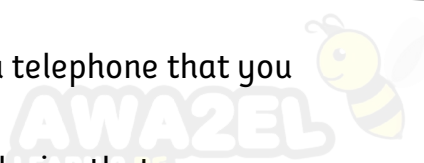
quiet (adjective) – not making noise

rude (adjective) – not polite

shy (adjective) – not confident

spell (verb) – to write or say the letters to make a word

throw (verb) – to send something from your hand through the air



tidy (adjective) – keeping things in order and in the correct place

toy (noun) – an object that children play with

unfriendly (adjective) – not friendly

unhappy (adjective) – not happy

unlucky (adjective) – having no luck

unsafe (adjective) – dangerous

untidy (adjective) – not tidy

unwell (adjective) – ill; not well

Unit 2

call (verb) – to phone someone on a telephone or mobile phone

carry (verb) – to take something in your hands from one place to another

computer (noun) – an electronic machine that can organise and find information

describe (verb) – to say or write what a person or thing is like

description (noun) – something that tells you what a person or thing is like

email (noun) – sending messages using the internet

face (noun) – the front part of the head

hold (verb) – to have something in your hands or arms

inform (verb) – to tell someone the facts about something

information (noun) – the facts about something

keyboard (noun) – the keys for using a computer, smartphone or tablet

letter (noun) – a written message that you send someone

mobile phone (noun) – a telephone that you can use everywhere

mouse (noun) – a small device that you move to use a computer

pen (noun) – an instrument used to write

post (verb) – to send a letter by mail

sandwich (noun) – two pieces of bread with meat, cheese, etc. between them

send (verb) – to make something go from one place to another, by email or mail

shoelaces (noun) – the thin material used to fasten shoes

smartwatch (noun) – a watch that has the features of a computer

story (noun) – a description of events and people that the writer has invented to entertain

study (verb) – to learn about a subject

tablet (noun) – a small computer that you use by touching the screen

telephone (noun) – a device used for talking to somebody over long distances

tell (verb) – to say something to someone

tie (verb) – to fasten something together

win (verb) – to get the most points in a game

Bo's Learning Club 1

build (verb) – to make something by putting materials together

museum (noun) – a building where you can look at important objects

robot (noun) – a machine that a computer controls

rocket (noun) – a vehicle for travelling to space

Unit 3

- astronaut** (noun) – someone who travels to space
- comet** (noun) – an object in space with a bright tail
- Earth** (noun) – the planet we live on
- explorer** (noun) – someone who travels to places no one has been to
- fifty** (noun) – the number 50
- five** (noun) – the number 5
- hundred** (noun) – the number 100
- million** (noun) – the number 1,000,000
- Moon** (noun) – the round object that we can see in the sky at night
- planet** (noun) – a large round object in space
- satellite** (noun) – an object sent into space which moves around the Earth
- scientist** (noun) – a person who studies the sciences
- solar system** (noun) – the Sun and the eight planets that move around it
- space station** (noun) – a vehicle in space which people can travel around the Earth in
- spacesuit** (noun) – clothes that an astronaut wears when in space
- star** (noun) – a large ball of burning gas in space which we see from the Earth as points of light
- Sun** (noun) – the star that gives the Earth light and heat; the star the Earth moves around
- telescope** (noun) – a device that you look into to see objects that are far away
- ten** (noun) – the number 10
- thousand** (noun) – the number 1,000

Unit 4

- birthday** (noun) – the day in a year which is the same date as the one you were born on
- butcher's** (noun) – a shop which sells meat
- buy** (verb) – to get something using money
- corner shop** (noun) – a small shop which sells foods and other things
- encourage** (verb) – to make someone do something by supporting them
- encouragement** (noun) – the act of encouraging someone to do something
- fishmonger's** (noun) – a shop which sells fish
- gift** (noun) – a thing that you give to somebody on a special day or to say thanks
- greengrocer's** (noun) – a shop which sells vegetables
- jeweller's** (noun) – a shop which sells jewellery
- money** (noun) – coins or bills we use to buy things
- money box** (noun) – a box with a hole in the top, used to save money
- newsagent's** (noun) – a shop which sells newspapers, magazines and sweets
- pay** (verb) – to give money to someone to buy something
- payment** (noun) – the money you give to someone for something
- pharmacy** (noun) – a shop which sells medicines
- phone shop** (noun) – a shop which sells phones and phone cases
- purse** (noun) – a small bag for carrying coins or bills, used mostly by women

save (verb) – to keep money to use in the future

sell (verb) – to give someone something for money

shoe shop (noun) – a shop which sells shoes

spend (verb) – to use money to buy something

sports shop (noun) – a shop which sells equipment for sports

toy shop (noun) – a shop which sells toys

wallet (noun) – a small object for carrying coins and bills, used mostly by men

Bo's Learning Club 2

climb (verb) – to go up something

hop (verb) – to jump up and down on one leg

horse (noun) – a large animal with four legs that people ride on

jump (verb) – to push your body up in the air with your legs

kangaroo (noun) – a large animal from Australia that moves by jumping

monkey (noun) – a hairy animal with a long tail that climbs trees and lives in hot countries

parrot (noun) – a tropical bird with bright feathers

quickly (adverb) – fast

rabbit (noun) – a small animal with fur and long ears that lives in a hole

run (verb) – to move fast on foot

slowly (adverb) – at a slow speed

swim (verb) – to move through the water by using your arms and legs

talk (verb) – to speak to someone

turtle (noun) – a large reptile with a shell

Acknowledgements:

The publishers would like to thank teachers from schools in Madrid, Spain, Istanbul, Turkey, and Ankara, Turkey, for their feedback and comments during the development of the materials.

Image Credit(s):**Alamy Stock Photo:** Christine Navin 48, UrbanImages 48; **Shutterstock.com:**

Ann in the uk 30, buradaki 35, hareluya 30, horsemen 56, Joel Calheiros 35, Julia Kuznetsova 60, 62, Kristi Blokhin 35, Laverne Nash 56, Luis Molinero 5, Marko Bowman 56, Nikolai Kazakov 5, Paul Looyen 56, Pavel L Photo and Video 5, SakSa 56, Sakura Image Inc 60, 62, SB Arts Media 9, Sergei Kolesnikov 3, SeventyFour 30, Stock-Studio 30, THP Creative 35, Varavin88 30, vblinov 56, YAKOBCHUK VIACHESLAV 30

Illustrated by Albertoyos, Eva Morales, José Rubio, Laura Estrada, Luis Tobalina, Pablo Velarde, José Luis Ágreda (stories), Christos Skaltsas (Hyphen) and Zacharias Papadopoulos (Hyphen)

Cover Image: Pablo Velarde and José Luis Ágreda, Alpineguide

