

# Jordan High Note

Grade 9  
Semester 1


## Student's Book


### *Evaluation and Adaptation Committee*

Prof. Nayel Darweesh Al-Shara'h (Head)  
Prof. Jihad Mohammad Hamdan      Prof. Abdallah Ahmad Bani Abdelrahman      Dr. Mania Moayad Mubaslat


### **Publisher: The National Center for Curriculum Development**

**The National Center for Curriculum Development is pleased to have your feedback and comments on this book through the following contact details:**

 06-5376262 / 237

 06-5376266

 P.O.Box: 2088 Amman 11941

 @nccdjor

 feedback@nccd.gov.jo

 www.nccd.gov.jo

The Ministry of Education has decided to adopt this book for Jordanian schools in accordance with the approval of the Supreme Council of the National Curriculum Center in its meeting No. 3/2024 on 7/5/2024 and the approval of the Board of Education decision No. 50/2024 in its meeting No. 3/2024 on 26/6/2024 for the 2024/2025 academic year.

© Pearson Education Limited and York Press Ltd. 2024



ISBN: 978-9923-41-615-0

The Hashemite Kingdom of Jordan  
Deposit number by the National Library Department  
(2024/4/2418)

#### Primary indexing data for the book

<b>Book title</b>	Jordan High Note, Grade 9: Student's Book, Semester 1
<b>Prepared by</b>	Jordan National Center for Curriculum Development
<b>Publication data</b>	Amman: National Center for Curriculum Development, 2024
<b>Classification number</b>	373,19
<b>Descriptors</b>	/English Language//Courses//Basic Education/
<b>Edition data</b>	First edition

The author bears full legal responsibility for the content of their work, and this work does not express the opinion of the National Library Department.

The right of Bob Hastings, Stuart McKinlay, Rod Fricker, Dean Russell and Beata Trapnell to be identified as authors of this work has been asserted by them in accordance with the Copyright, Designs and Patents Act, 1988.

All rights reserved; no part of this publication may be reproduced, stored in a retrieval system, or transmitted in any form or by any means, electronic, mechanical, photocopying, recording, or otherwise without the prior written permission of the Publishers.

First edition (trial): م 2024 / هـ 1445



# Jordan High Note

Grade 9  
Semester 1

Student's Book

# CONTENTS

UNIT	GRAMMAR	VOCABULARY
<b>01 Close to you</b>	<p><b>pp4–5</b> Present Simple and Present Continuous</p> <p><b>p8</b> Reflexive pronouns</p> <p><b>p9</b> Indefinite pronouns</p>	<p><b>pp4–5</b> Family members, weddings</p> <p><b>pp6–7</b> Friendship</p> <p><b>p8</b> Family, personality</p> <p><b>p10</b> Language learning</p> <p><b>pp12–13</b> The roles of hosts and guests</p>
<b>02 Learn to play</b>	<p><b>pp16–17</b> Past Simple</p> <p><b>p17 Pronunciation:</b> Past Simple regular verb endings</p> <p><b>p19</b> <i>Used to</i></p>	<p><b>pp16–17</b> Classroom collocations</p> <p><b>p18</b> Education</p> <p><b>pp20–21</b> Sports and games, sports collocations</p> <p><b>p22</b> Sports competitions, people in sport</p>
<b>LIFE SKILLS How to give a presentation pp28–29</b>		
<b>03 Far from home</b>	<p><b>pp30–31</b> Past Continuous and Past Simple</p> <p><b>p34</b> Relative pronouns</p>	<p><b>pp30–31</b> Holiday activities, travel verbs</p> <p><b>p32</b> Travelling</p> <p><b>p33</b> Places for passengers</p> <p><b>p35</b> At the airport</p> <p><b>pp36–37</b> Long-distance travel</p> <p><b>pp38–39</b> Positive travel adjectives</p>
<b>04 A good buy</b>	<p><b>pp42–43</b> Comparison of adjectives</p> <p><b>p45</b> Quantifiers</p> <p><b>p51</b> Articles with singular countable nouns</p>	<p><b>pp42–43</b> Adjectives to describe food</p> <p><b>p44</b> Food and drink</p> <p><b>Pronunciation:</b> The vowels /ʌ/, /e/ and /æ/</p> <p><b>pp46–47</b> Shopping</p> <p><b>p48</b> Clothes</p> <p><b>pp50–51</b> Customer service</p>
<b>LIFE SKILLS How advertising works pp44–45</b>		
<b>05 Fit and well</b>	<p><b>pp56–57</b> Modal verbs</p> <p><b>p59</b> Past modal verbs</p>	<p><b>pp56–57</b> Furniture and decorations, places for things</p> <p><b>p58</b> Household chores</p> <p><b>p61</b> Fitness and training</p> <p><b>pp62–63</b> Healthy lifestyle</p> <p><b>pp64–65</b> Illness</p>

**pp68–69** Culture Spot   **pp70–71** Literature Spot   **pp72–76** Word List   **pp77–82** Grammar Reference and Practice



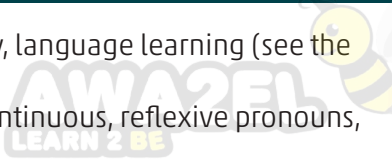
READING	LISTENING	SPEAKING	WRITING	REVISION
<p><b>pp6–7</b> <i>The greatest gift of life</i></p>	<p><b>p10</b> An interview with trilingual teenagers <b>Active Listening:</b> Finding specific information</p>	<p><b>p11</b> Expressing interest <b>Pronunciation:</b> Intonation</p>	<p><b>pp12–13</b> An informal email of introduction</p>	<p><b>pp14–15</b> Revision 01 <b>Use of English</b> &gt; page 84</p>
<p><b>pp20–21</b> <i>Playing for the blues</i> <b>Active Reading:</b> Predicting</p>	<p><b>p22</b> A radio programme about sports cheats</p>	<p><b>p23</b> Apologising</p>	<p><b>pp24–25</b> A biography</p>	<p><b>pp26–27</b> Revision 02 <b>Use of English</b> &gt; page 84</p>
<p><b>pp36–37</b> <i>Graham Hughes and the Odyssey Expedition</i></p>	<p><b>p35</b> A conversation about travel problems <b>Active Listening:</b> Predicting</p>	<p><b>p33</b> Asking for information <b>Pronunciation:</b> Weak vowels</p>	<p><b>pp38–39</b> A blog post</p>	<p><b>pp40–41</b> Revision 03 <b>Use of English</b> &gt; page 85</p>
<p><b>pp46–47</b> <i>Mustafa Madi, Mystery shopper</i> <b>Active Reading:</b> Understanding the main idea</p>	<p><b>p48</b> A radio programme about shopping for second-hand clothes</p>	<p><b>p49</b> Opinions</p>	<p><b>pp50–51</b> A formal letter of complaint</p>	<p><b>pp52–53</b> Revision 04 <b>Use of English</b> &gt; page 85</p>
<p><b>pp62–63</b> <i>'Blue Zones' and what we can all learn from them</i> <b>Pronunciation:</b> Word stress</p>	<p><b>p61</b> A podcast about setting up a home gym <b>Active Listening:</b> The meaning of new words</p>	<p><b>p60</b> Permission</p>	<p><b>pp64–65</b> A note/short message</p>	<p><b>pp66–67</b> Revision 05 <b>Use of English</b> &gt; page 86</p>

**p83** Irregular Verbs   **pp84–86** Use of English   **pp87–88** Communication

# 01

## Close to you

<b>VOCABULARY</b>	Family and friends, personality, language learning (see the word list on page 72)
<b>GRAMMAR</b>	Present Simple and Present Continuous, reflexive pronouns, indefinite pronouns <b>Use of English</b> > page 84
<b>LISTENING</b>	Understanding an interview with trilingual teenagers
<b>SPEAKING</b>	Expressing interest
<b>READING</b>	Understanding a text about friendship
<b>WRITING</b>	An informal email of introduction
<b>VIEWING AND PRESENTING</b>	Friendship, personality, memes, statements, languages, exchanges students



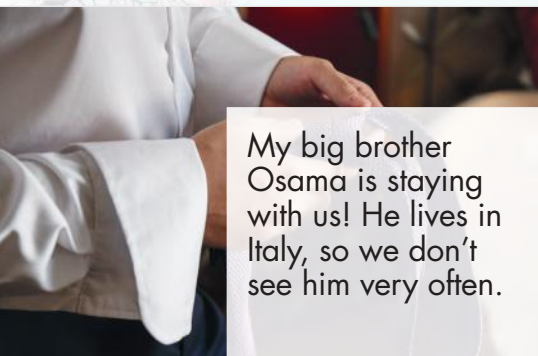
### LESSON 1A VOCABULARY AND GRAMMAR

- 1 In pairs, ask and answer the questions.**
  - 1 What kind of things do you like taking photos of?
  - 2 How do you share photos with your friends and family?
- 2 Read Abbas's photo blog. What do you think the special occasion is? Discuss in groups.**

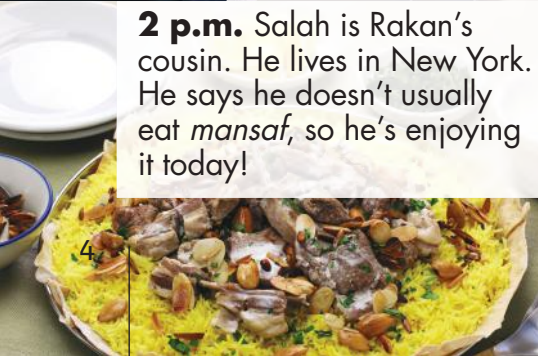
### ABBAS'S PHOTO BLOG



**9 a.m.** It sometimes rains in April but it isn't raining this morning! It's a beautiful day. Mum's feeling nervous right now. She wants it to be a perfect day.



My big brother Osama is staying with us! He lives in Italy, so we don't see him very often.




**2 p.m.** Salah is Rakan's cousin. He lives in New York. He says he doesn't usually eat *mansaf*, so he's enjoying it today!



### SOME OF MY PHOTOS FROM SATURDAY!

*I'm Abbas. I'm taking all the photographs today, but I don't mind - it's my hobby.*

My sister Sana usually wears trainers but today she's wearing really expensive shoes. Is her fiancé Rakan wearing elegant shoes too?



**11 a.m.** My sister and I often argue about little things. But at the moment we're trying hard to be nice.

**4 p.m.** All the children agree - the cake tastes delicious!



**8 p.m.** All the guests are performing *dabka* now - even the people that don't like *dabka*! Are Sana and Rakan having a good time? I think so. They're laughing and smiling!

### 3 Read the blog again. Say who people 1–4 are, using the family words from the box.

aunt brother cousin fiancé fiancée  
grandfather grandmother nephew  
niece ~~sister~~ uncle

- 1 Sana is Abbas's sister.      3 Rakan is Sana's \_\_\_\_\_.  
2 Osama is Abbas's \_\_\_\_\_.      4 Salah is Rakan's \_\_\_\_\_.

### Present Simple and Present Continuous

#### 4 Match sentences 1–4 with their meanings a–d.

- 1  It sometimes rains in April.  
2  It isn't raining this morning.  
3  My sister and I often argue.  
4  Osama is staying with us.  
a a habit or routine  
b a fact that doesn't change  
c something happening now  
d a temporary situation

#### 5 Study the Grammar box and *Watch Out!* and find more examples of the Present Simple and Present Continuous in Abbas's photo blog.

#### Present Simple and Present Continuous

We use the **Present Simple** for:

- facts that don't change
- routines and habits

**Time expressions:** never, hardly ever, sometimes, often, usually, every day/week, most days

We use the **Present Continuous** for:

- things happening now
- temporary situations

**Time expressions:** at the moment, (right) now, these days, today, this morning/year

Grammar Reference and Practice > page 77

### WATCH OUT!

With action verbs, we use simple and continuous tenses:

She **speaks** three languages. She's **speaking** to me now.

With state verbs (e.g. *agree, believe, hate, know, like, love, mean, see, taste, think, want*), we only use simple tenses:

It **tastes** great. NOT *It is tasting great.*

#### 6 1.2 Complete the conversation with the correct Present Simple or Present Continuous forms of the verbs from the box. Listen and check.

live look not play play see study think

**Muna** Salwa, I <sup>1</sup> see a girl with red hair. She <sup>2</sup> \_\_\_\_\_ volleyball with your sister. Who is she?

**Salwa** It's my cousin, Maha. She loves sport.

**Muna** She <sup>3</sup> \_\_\_\_\_ volleyball very well right now.

**Salwa** No, she isn't. She <sup>4</sup> \_\_\_\_\_ tired.

**Muna** Yes, I <sup>5</sup> \_\_\_\_\_ so too. Does she live in Amman?

**Salwa** No, she usually lives in Irbid, but she <sup>6</sup> \_\_\_\_\_ in France at the moment.



Now go to Workbook page 4 for the next lesson.



## LESSON 2A READING AND VOCABULARY

1 In groups, look at the quotes below. Do you agree or disagree with them? Say why.

“A friend is someone who knows all about you and still loves you.  
*Elbert Hubbard (American writer)*”

“The only way to have a friend is to be one. *Ralph Waldo Emerson (American poet)*”

2 Read the article quickly. What does the author do?

- a She tells a story about two women in a café.
- b She describes her friends.
- c She tries to define what a friend is.
- d She gives advice on how to make friends.

# THE GREATEST GIFT OF LIFE



Psychologist Rola Salameh takes a look at friendship



- 1  Two women are sitting in a café together. They're drinking coffee and sharing a piece of chocolate cake. One woman is talking. The other woman is listening carefully. The first woman seems sad. She starts crying. The other woman doesn't speak; she just hands her **companion** a tissue. The first woman stops crying and smiles.
- 2  According to psychologists, we get on with people who share the same background, opinions, interests, personality and even physical appearance. People with glasses often sit next to other people with glasses. The saying that 'opposites attract' appears not to be true. If you love sport, your friends probably love sport too.
- 3  **Good friends** are fun to be with but they're hard to find. It's true you can make lots of **contacts** on social media, but are they real friends or just **acquaintances**? Can you be open with them? Can you rely on them? Sometimes we don't even know if an online 'friend' is a real person or someone with a fake identity.
- 4  True friendships last for a lifetime, but to have a real friendship you need to do things together and share your feelings and opinions. Studies show that true friendship survives even when friends are in different countries. But only if you keep in touch. If you don't, friendships can die.
- 5  An old proverb tells us that 'a friend in need is a friend indeed'. That means you can tell who your real friends are when you're in trouble. Real friends stay with you and help you when you need them. They never let you down or turn their back on you.
- 6  Finally, what's the difference between a good friend and your **best friend**? Well, a good friend knows about your life; your best friend lives your life with you. Best friends know what you're thinking and how you feel. You don't have to pretend when you're with your best friend; you can be yourself.

**3 Read the article again and match headings A–G with paragraphs 1–6. There is one extra heading.**

- A** A helping hand
- B** Closer than close
- C** Similar to ourselves
- D** How to keep it going
- E** An example of friendship
- F** Let's get started!
- G** When is a friend not a friend?

**4 Read the article again. Complete the sentences below using 1-3 words. Use information from the article.**

- 1** Psychologists believe that people who wear *glasses* often stay close together.
- 2** If someone you meet wants to be friends, you often want to \_\_\_\_\_ with them.
- 3** According to the text, it's not easy to find \_\_\_\_\_.
- 4** Online contacts may not actually be \_\_\_\_\_.
- 5** It's important to \_\_\_\_\_ if you want to stay friends with someone who lives abroad.

**5 Look at these statements from the text. In pairs, say if you agree or disagree with them. Say why.**

- 1** Opposites attract.
- 2** Good friends are fun to be with, but they are hard to find.
- 3** True friendships last for a lifetime.
- 4** Best friends know what you're thinking and how you feel.



**6 Complete the statements with the verbs from the box.**

be get keep let ~~make~~ rely share  
spend turn

- 1** I find it easy to *make friends with* people.
- 2** I \_\_\_\_\_ *on well with* everyone.
- 3** I \_\_\_\_\_ *more time with* my friends than with my family.
- 4** I don't usually \_\_\_\_\_ *in touch* with my classmates during the holidays.
- 5** I never \_\_\_\_\_ *my back on* anyone when they need help.
- 6** You can't help everyone but I never \_\_\_\_\_ *my friends down*.
- 7** I think it's easier to \_\_\_\_\_ *open with* friends than family.
- 8** My best friend and I \_\_\_\_\_ *our feelings*.
- 9** I don't think I can \_\_\_\_\_ *on* all my friends.

**7 Do the quiz. Then in groups, compare your results.**

### HOW SIMILAR ARE YOU AND YOUR FRIEND?

- Think of a *close friend* and answer the questions.
- Count up how many questions you answer 'yes' to.
- Go to page 87 to find out how similar you are to your friend.

- 1** Do you go to the same school?
- 2** Are you the same nationality?
- 3** Are you the same age? (plus or minus 12 months)
- 4** Are you the same height? (plus or minus five centimetres)
- 5** Do you weigh the same? (plus or minus five kilos)
- 6** Is your hair more or less the same colour?
- 7** Are your eyes more or less the same colour?
- 8** Do you both wear (or both not wear) glasses?
- 9** Do you live near each other? (about ten minutes on foot)
- 10** Do you like the same things?
- 11** Do you listen to the same kind of music?
- 12** Do you wear the same kind of clothes?

Now go to Workbook page 5 for the next lesson.

## LESSON 3A VOCABULARY | Family, personality

**1 Complete the fragments from Hala's diary with the family words below.**

brother/sister-in-law only child second cousin siblings twin widow/widower

My mother died when I was young, so my father is a <sup>1</sup>widower. My brother has just got married. His wife, my new <sup>2</sup> \_\_\_\_\_, is called Hala like me! It's a shame my grandfather missed the wedding. He died last year so my grandmother is a <sup>3</sup> \_\_\_\_\_.

Abeer has got an identical <sup>4</sup> \_\_\_\_\_ sister called Nour. The twins are my cousin Lubna's daughters, so my son Hussein is their <sup>5</sup> \_\_\_\_\_. I only have one son, so Hussein is an <sup>6</sup> \_\_\_\_\_ and does not have <sup>7</sup> \_\_\_\_\_.

- A** *My friend Faisal is an only child.*  
**B** *My grandmother has a twin sister.*

**2 Find the personality adjectives from the box in the descriptions. In pairs, decide if they are positive, negative or neutral.**

bossy generous gentle helpful kind nervous selfish shy strict sweet vain

- 1** My uncle Imad isn't very generous. He buys himself lots of things but he never remembers my birthday. I think he's a bit selfish.
- 2** My second cousin Lubna is kind and helpful but she's really nervous. She talks to herself when she's doing something difficult.
- 3** My oldest cousin Hani is a bit bossy – he's always telling me what to do. He's strict, too – he never lets me do anything I want to do. And he's really vain – he looks at himself in the mirror when he's driving!
- 4** My youngest sibling Asma loves to be by herself. She's gentle and shy but I like her. She's sweet.

**3 In pairs, take turns to choose positive or neutral personality adjectives to describe your partner.**

Say if you agree or not.

**A** *You're helpful and kind.*

**B** *Thanks a lot! You're a bit shy.*

**A** *No, I don't agree. I'm nervous but I'm not shy.*

**4 Study Watch Out! and find four sentences with reflexive pronouns in the descriptions.**

### WATCH OUT!

#### Reflexive pronouns

I – myself	we – ourselves
you – yourself	you – yourselves
he – himself	they – themselves
she – herself	
it – itself	

Grammar Reference and Practice > page 77

**5 Complete the questions with reflexive pronouns.**

- 1** Do you prefer to do your homework by yourself or with a friend?
- 2** Does your dad ever talk to \_\_\_\_\_? Where? When?
- 3** Can your mum install apps by \_\_\_\_\_ or does she need your help?
- 4** How often do your friends look at \_\_\_\_\_ in the mirror? What about you?
- 5** When I'm unhappy, I buy \_\_\_\_\_ something nice. Do you?
- 6** What can we do by \_\_\_\_\_ to improve our English?
- 7** Does your phone ever switch \_\_\_\_\_ off?

**6 In pairs, ask and answer the questions from Exercise 5.**

Now go to Workbook page 6 for the next lesson.

## LESSON 4A GRAMMAR



1

When you want to go somewhere with someone but they don't want to go with you



3

That moment you're telling your friends a story and you realise that nobody is listening



2

Everything has beauty but not everyone sees it



4

That feeling when you have 50 friends on social media but there isn't anyone online

- 1 **SPEAKING** Discuss in pairs. Are you a fan of memes? Why?

### Indefinite pronouns

- 2 Study the Grammar box and find six examples of indefinite pronouns in the memes.

#### Indefinite pronouns

We use:

- *somebody (someone), nobody (no one), anybody (anyone) and everybody (everyone)* to talk about people
- *something, nothing, anything and everything* to talk about things
- *somewhere, nowhere, anywhere and everywhere* to talk about places

#### Affirmative

**Everybody** needs **somebody** to talk to.

I've got **something** to tell you.

Tell me **everything**!

#### Negative

There's **nobody** to talk to./There **isn't anybody** to talk to.

I've got **nothing** to do./I **haven't got anything** to do.

There's **nowhere** to go./There **isn't anywhere** to go.

#### Questions

Is there **anybody** sitting in that seat?

Is there **anything** to eat?

Grammar Reference and Practice > page 78

- 3 Complete the sentences with the pronouns from the box.

anyone anything ~~anywhere~~ everyone  
nothing somebody something

- I can't find my phone anywhere.
  - \_\_\_\_\_ loves Asma. She's really nice.
  - I'm looking for \_\_\_\_\_ to give to Mum on her birthday but I can't find \_\_\_\_\_!
  - Does \_\_\_\_\_ want to go with me to the match tonight?
  - I'm really bored. I've got \_\_\_\_\_ to do.
  - \_\_\_\_\_ phoned you a few minutes ago.
- 4 **SPEAKING** In pairs, say which of these statements you agree with.
- Everybody needs somebody to talk to.
  - Family is everything.
  - Nobody's perfect.
  - There isn't anyone I love more than my mother.
  - Today when money talks, everyone listens.

Now go to Workbook page 7 for the next lesson.



## LESSON 5A LISTENING AND VOCABULARY

### 1 **SPEAKING** In pairs, ask and answer the questions.

- 1 How many languages do you speak? Which ones?
- 2 Which languages would you like to learn? Why?
- 3 At what age do children in your country start learning a foreign language? Is it the right age in your opinion?
- 4 Is it a good idea for parents to speak a foreign language with their kids? Say why.

### 2 You are going to listen to an interview with trilingual teenagers. Read questions 1–3 and match them with the kind of information from the box that you need to answer them.

- a date    a number    a place  
 a time    someone's name  
 the name of a language

- 1 How old are Habib and Aisha?
- 2 Where do they live?
- 3 Which languages do they speak?



### 3 **1.4** Listen to Part 1 of the interview and answer questions 1–3 in Exercise 2.

### 4 Study Active Listening. Then in pairs, say if you usually do these things or not. Be honest!

**A** *I don't always read the question before I listen.*

**B** *When I don't understand something, I usually stop listening.*

#### ACTIVE LISTENING | Finding specific information

- Read each question carefully and decide what kind of information you need to answer each question – a number, a place, a date, etc.
- Don't worry if you don't understand everything – you can get the key details even if you don't understand every word.

### 5 **1.5** Listen to Part 2 of the interview and choose the correct answers.



- 1 Habib and Aisha
  - a speak English, Arabic and Spanish.
  - b were born in Jordan.
  - c live in England.
- 2 They speak Arabic
  - a with each other.
  - b with their dad.
  - c with their cousin, Fatima
- 3 Habib and Aisha agree that they both
  - a have trouble with Arabic pronunciation.
  - b make mistakes when speaking Arabic.
  - c speak Arabic perfectly.
- 4 When they have a problem communicating in one language, they sometimes
  - a use words from another language.
  - b have extra language lessons.
  - c change to using only English.

### 6 Check you understand the highlighted phrases related to language learning. Then in pairs, ask and answer the questions.

- 1 Do you know any bilingual or trilingual people? Who? Which **languages** do they **speak**?
- 2 Would you like to be **bilingual** or **trilingual**? Say why.
- 3 Do you agree that it's good to **learn languages**? Say why.
- 4 Is your English **pronunciation** perfect? If not, how can you **improve**?
- 5 Why is it so hard to **understand English** in songs and films?
- 6 What do you do when you can't **find the right word** in English?
- 7 What do you do when you **make a mistake** in English?

Now go to Workbook page 8 for the next lesson.



## LESSON 6A SPEAKING

- 1 What do you usually talk about when you meet someone for the first time? Discuss in pairs.
- 2 Read the situation below. In pairs, agree on three sentences that are not appropriate for the situation. Say why.

Amer sits next to a boy at his cousin's wedding. He doesn't know him but he would like to talk to him. He starts a conversation.

- 1  My name's Amer. I'm Maha's cousin.
- 2  My family's very rich.
- 3  I love weddings.
- 4  Maha and I are exactly the same age.
- 5  I like looking at myself in the mirror.
- 6  I'm really into music.
- 7  Sssh! I'm listening to a song on my phone.



- 3 **1.12** Listen to a conversation and check your answers to Exercise 2.



- 4 **1.13** Listen to an alternative version of the same conversation. In pairs, discuss the difference between them.



- 5 **1.14** Study the Speaking box and look at the photo. Then listen to Part 1 of another conversation and tick the expressions you hear.

## SPEAKING | Expressing interest

## Echo questions

- 'She loves animals.' 'Does she?'
- 'My sister's really into music.' 'Is she?'
- 'We ve got a band.' 'Have you?'

## Other expressions

- Awesome!
- Cool!
- Wow!
- Really?
- Amazing!
- That's (really) interesting!

- 6 **1.15** Listen to Part 2 of the conversation. How does Nour know the new girl?



- 7 **1.16** Reply to the statements below with echo questions from the Speaking box. Listen and check.

- 1 I've got a twin sister. *Have you?*
- 2 We come from Canada.
- 3 My sister's really into football.
- 4 She supports Manchester City.
- 5 Our parents play tennis every week.
- 6 I'm teaching myself Chinese.
- 7 I collect 19<sup>th</sup> century banknotes.

- 8 **1.17 PRONUNCIATION** Listen again to the answers in Exercise 7. Repeat with the same intonation.



Now go to Workbook page 9 for the next lesson.

## LESSON 7A WRITING | An informal email of introduction

- 1 Work in pairs. Does your school have an exchange programme with a school in another country? Do you think it's a good idea? Say why.**
- 2 Read the email and answer the questions in pairs.**
  - 1** What's the relationship between Adel and Muneer?
  - 2** Why is Adel writing to him?
  - 3** When is Muneer planning to visit?
  - 4** Do Muneer and Adel have anything in common?
  - 5** What is happening in Adel's life at the moment?
  - 6** What does Adel say about his family?
  - 7** What information does he give about Ambleside?
  - 8** Which two things does Adel tell Muneer to bring?

To Muneer  
Subject Your stay in Ambleside

---

Hi Muneer,

Thanks for your nice email. We're really excited about your visit in December!

I'm fourteen years old and I'm in Grade 9 at secondary school. My favourite subject is English and I'm also really into painting and drawing. I love travelling, so I'm hoping to study Art abroad after school. I'm also a big fan of electronic music, so we definitely have something in common. ;-) Like you, I'm quite open and friendly and I get on well with everyone. At the moment, I'm really busy because I'm revising for my exams.


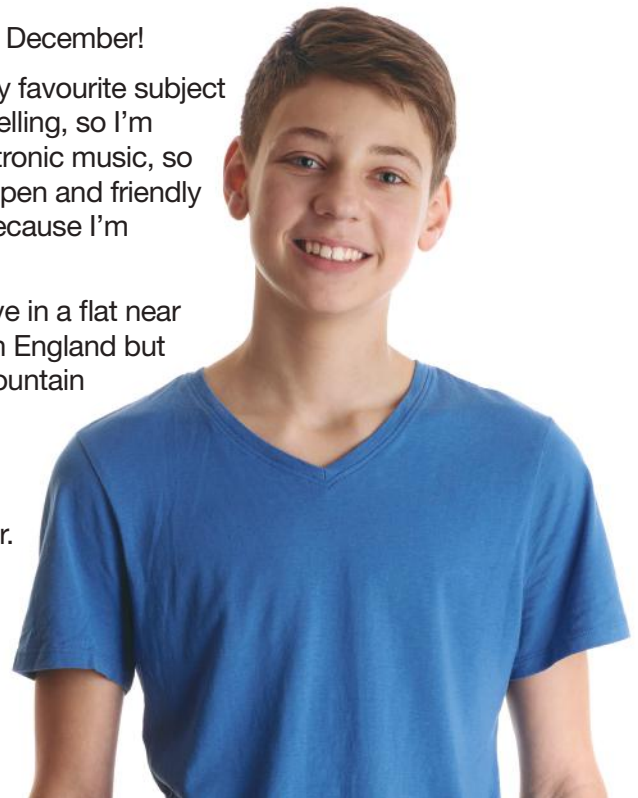
My mum's a doctor and my dad is a supermarket manager. We live in a flat near the centre of Ambleside. Ambleside isn't the most famous town in England but it's beside a beautiful lake. It's an amazing place for walking or mountain biking because it's near some awesome mountains. Bring your walking boots!

Two important things you should know. First, Ambleside can be cold and wet in winter. It can even snow! So pack a warm sweater. Also, I have a younger sister who is ten. She's sweet but a bit shy.

We're really looking forward to meeting you.

All the best,

Adel





**3 Look at the email again. In which order does Adel write about these things?**

- age    favourite school subject  
 interests    parents/family  
 personality    recent news  
 school    the town/region

**4 Study the Writing box and find the expressions from the box in Adel's email.**

**WRITING | An informal email of introduction**

**Paragraph 1**

Greet your friend and thank him/her for his/her email:

How are you?

I hope you're well.

Thanks for your (nice) email.

**Paragraph 2**

Introduce yourself and mention recent news:

I'm in the first/last year of school.

I'm into/I'm interested in/I'm a big fan of skiing.

My favourite subject/singer/team is ...

I'd like to study at university/become a doctor.

People say I'm sweet/bossy/...

I'm working on/revising for ... at the moment.

**Paragraph 3**

Mention your family and where you live:

My sister Suha is studying in Amman.

We live in an apartment/small house in the suburbs/town centre/countryside.

It's a great place for walking/shopping/relaxing.

**Paragraph 4**

Mention any other important information for a visitor:

We're all into sports, Dad's a great athlete.

It can be very hot/cold, so bring ...

**Informal beginning and ending**

Remember to begin and end your letter with informal expressions:

Hi ...,/Dear ...,

I'm looking forward to meeting you.

I can't wait to meet you.

Lots of love, .../All the best, ...


**5 Find examples of *so* and *because* in Adel's email. Then choose the correct words in the sentences below.**

- I love animals, *so* / *because* I think I'd like to become a vet in the future.
- I'm really excited *so* / *because* I'm starting driving lessons!
- We're decorating the apartment at the moment, *so* / *because* I'm sleeping in the living room.
- Aqaba is on the coast, *so* / *because* it's a great place for water sports.
- Bring a lot of light clothes *so* / *because* The Dead Sea can be really hot in May.



**6 WRITING TASK Write an email of introduction to a student in Britain who is planning to visit you on a school exchange. Use the Writing box, *so* and *because*. Mention the things below.**

- recent news  
your family  
your hobbies/interests  
your hometown and things to do there  
your personality

 Use the Graphic Organiser to help you plan your writing.

Now go to Workbook page 10 for the next lesson.

## VOCABULARY AND GRAMMAR

### 1 Complete the text with the words from the box. There is one extra word.

best close cousins widow friendship  
~~husband~~ kids niece uncles

#### My family and friends

I've got three brothers and two sisters. My big sister Majeda is married. Her <sup>1</sup> *husband*'s name is Omar. They've got two lovely little <sup>2</sup> \_\_\_\_\_ – my nephew Mazen and my <sup>3</sup> \_\_\_\_\_ Samar. My parents have lots of brothers and sisters and my aunts and <sup>4</sup> \_\_\_\_\_ have lots of children. I've got nineteen <sup>5</sup> \_\_\_\_\_! I've got five or six <sup>6</sup> \_\_\_\_\_ friends but Reem is my <sup>7</sup> \_\_\_\_\_ friend. Our <sup>8</sup> \_\_\_\_\_ is very important to me.

### 2 Complete the sentences with personality adjectives.

- 1 Aunt Nada always gives us great birthday presents. She's very *generous*.
- 2 Rakan spends hours looking at himself in the mirror. He's really v \_\_\_\_\_.
- 3 Sawsan isn't polite. She always orders people and tells them what to do. She's b \_\_\_\_\_.
- 4 Kareem is really s \_\_\_\_\_. His face goes red and he finds it difficult to speak to strangers.

### 3 Choose the correct forms to complete the sentences.

- 1 Do you know / Are you knowing what time it is?
- 2 Hello? Do you listen / Are you listening to me?
- 3 Sultan comes / is coming for lunch every day.
- 4 Let's go out. It doesn't rain / isn't raining now.

### 4 Complete the conversation with the correct forms of the verbs in brackets.

- A** My sister Muna <sup>1</sup> *spends* (spend) most of her time in bed. She <sup>2</sup> \_\_\_\_\_ (not go) out with friends and she never <sup>3</sup> \_\_\_\_\_ (go) to school.
- B** <sup>4</sup> \_\_\_\_\_ (she/suffer) from an illness at the moment?
- A** No, she <sup>5</sup> \_\_\_\_\_.
- B** What <sup>6</sup> \_\_\_\_\_ (she/do) now?
- A** She <sup>7</sup> \_\_\_\_\_ (drink) milk. She <sup>8</sup> \_\_\_\_\_ (love) milk.

- B** <sup>9</sup> \_\_\_\_\_ (you/ever/worry) about her?
- A** No, we <sup>10</sup> \_\_\_\_\_.
- B** Why not?
- A** Because Muna is only six months old!

### 5 Choose the correct pronouns to complete the sentences.

- 1 Sometimes I feel that I don't know *anything / nothing / something*.
- 2 Don't worry – *anyone / everyone / no one* makes mistakes.
- 3 I want to go *anywhere / everywhere / somewhere* new and exciting.
- 4 Hello? Is there *anyone / everyone / no one* here?

## USE OF ENGLISH

### 6 Choose the correct words a–d to complete the text.

#### STRATEGY | Multiple choice cloze

When you are choosing the correct options to complete the text, look at the words before and after the gaps. They give you clues about which option is correct. Look for linkers, pronouns, adjectives and adverbs.

We often invite our cousins Heba and Randa <sup>1</sup> *to* dinner. They always <sup>2</sup> \_\_\_\_\_ us beautiful gifts. We get <sup>3</sup> \_\_\_\_\_ very well with them. Heba and my sister spend a lot of <sup>4</sup> \_\_\_\_\_ together and Randa <sup>5</sup> \_\_\_\_\_ the same books as I do. Randa <sup>6</sup> \_\_\_\_\_ English at night school. She speaks English very well. She doesn't usually make many <sup>7</sup> \_\_\_\_\_.

- |                 |            |
|-----------------|------------|
| 1 a at          | b in       |
| <b>c</b> to     | d out      |
| 2 a bring       | b have     |
| c make          | d take     |
| 3 a down        | b in       |
| c on            | d up       |
| 4 a contacts    | b feelings |
| c money         | d time     |
| 5 a reading     | b read     |
| c did read      | d reads    |
| 6 a 's learning | b learns   |
| c 's speaking   | d speaks   |
| 7 a homework    | b mistakes |
| c speeches      | d words    |

## READING

7 Read the text and match people 1–4 with most suitable offers A–F. There are two extra offers.

### STRATEGY | Multiple matching

In this task you need to match descriptions of people with different texts. Start by reading the descriptions and underlining important information. Then do the same with the texts.




1

Malek is a big sports fan. He's into boxing and marathon running. He's interested in trying some diving during the spring break.

Twenty-six-year-old Lama works hard and enjoys a busy social life, but she's often nervous and worried. She wants to find something to help her relax.



2



3

Nineteen-year-old Adnan is very shy. He'd like to meet some new people. He's interested in history and loves walking in the countryside.

Fadia speaks very good English. This summer her parents want to visit Britain. She'd like to be able to talk to local people while she's there.



4

### A A week in the past

Join the Archaeology Club on our spring camping trip to a 2,000-year-old Roman villa. You can help discover the secrets of the past, make new friends and enjoy the beautiful scenery of Italy. Open to young people 16–26.

### B Dance the day away

Learn traditional dance, in one day. It's not easy but if you want to have fun and push your body and your mind, then join us at TraditionalDanceDay. All ages welcome.

### C Native speaker wanted

I'm a 19-year-old bilingual Chinese/Portuguese student and I'd like to exchange conversation classes with an English speaker. You can learn one (or both!) of my languages if you help me improve my English. Contact Amber on 030653287.

### D Study languages abroad

It's time to perfect your language skills and to learn what it's like to live in another country. Contact InterComEx – four hours of language classes every morning, fun activities and super-friendly families in France, Germany, Italy and Spain.

### E Adventure time

Do you enjoy pushing your body to its limits? Then come to the Amman Adventure Camp in Jordan. Diving, swimming, boxing, marathon training and lots more.

### F Chillout

Join us for a full weekend of you time! Learn to breathe, to stand and to sit correctly, to feel good and to find calm and quiet inside yourself.

## WRITING

I'm really looking forward to visiting you for the first time and to meeting you in person. But do you think you could write back telling me more about you, your friends and your school?

8 Read the fragment of an email from Sami, an exchange student from Ireland. Write a letter answering Sami's questions.

Now go to Workbook page 11 for the next lesson.



# 02

## Learn to play

### VOCABULARY

Education, sport (see the word list on page 73)

### GRAMMAR

Past Simple, *used to* [Use of English > page 84](#)

### LISTENING

Understanding a radio programme about sports cheats

### SPEAKING

Apologising

### READING

Understanding a text about a sporting event at two famous universities

### WRITING

A biography

### VIEWING AND

something memorable, sports, cheating, values, school, society, presentations

### PRESENTING

## LESSON 1A VOCABULARY AND GRAMMAR



1 Read the forum and match the photo with one of the stories 1-3.

### MEMORIES

Tell us about a time something memorable happened to you in the classroom.



**1** Huda 25 October 7.42 p.m.  
A few weeks ago I started a volunteer project at a nursery school. The teacher took her chair and went to the back of the room. I was really nervous to read to the children, but they were great. They paid attention, they didn't shout and they put their hands up to ask questions. After a while I asked them to draw a picture and I sat down. The children were amazing!

Fadia 25 October 7.55 p.m.  
I guess you were proud.

Huda 25 October 7.56 p.m.  
Yes, it was such a rewarding experience.

**2** Nour 25 October 8.15 p.m.  
We did some projects in class last month. The teacher told us that the posters were fantastic and asked for a volunteer to put them up on the wall. I offered, and I took some drawing pins and stood on my chair. Everything was fine and then I accidentally stuck a drawing pin into my fingertip. I let out a yelp!

Huda 25 October 8.33 p.m.  
Were you OK?

Nour 25 October 8.36 p.m.  
Yes, I was. My finger was really sore, but luckily there was no blood!

**3** Samia 25 October 8.44 p.m.  
Yesterday my last class was in the laboratory on the third floor. I started to answer the questions on the worksheet but then I saw a fly on the window. I picked up a textbook and tried to hit the fly. I missed it but I hit the window. Just then the head teacher walked into the room.

Fadia 25 October 8.52 p.m.  
What did he say?

Samia 25 October 8.58 p.m.  
He didn't say anything but he wasn't very happy.

## 2 Study the Grammar box and find more examples of the Past Simple in the stories.

### Past Simple

We use the Past Simple to talk about things that started and finished in the past.

#### To be

	I • He • She • It	We • You • They
+	It <b>was</b> funny.	We <b>were</b> quiet.
-	He <b>wasn't</b> happy.	They <b>weren't</b> scared.
?	<b>Was</b> it cold? Yes, it <b>was</b> ./ No, it <b>wasn't</b> .	<b>Were</b> you OK? Yes, we <b>were</b> ./ No, we <b>weren't</b> .
Wh-?	Why <b>was</b> she angry?	Where <b>were</b> you?

#### Regular and irregular verbs

	I • You • He • She • It • We • They
+	They <b>laughed</b> . I <b>left</b> the room.
-	You <b>didn't cry</b> . We <b>didn't say</b> much.
?	<b>Did</b> he <b>say</b> anything? Yes, he <b>did</b> ./No, he <b>didn't</b> .
Wh-?	What <b>did</b> they <b>learn</b> ?

**Time expressions:** yesterday, last night/week/Monday, when I was six, two weeks ago, in 2010, one day

Grammar Reference and Practice > page 79

## 3 Write the Past Simple forms of the verbs in the box below. Which are irregular?

ask be break do fall forget get give go happen have hit miss pay put ride see sit stand start take tell try want

*be – was/were, ...*



## 4 2.1 PRONUNCIATION Listen and put the regular verbs from Exercise 3 in the correct column.

/d/	/t/	/ɪd/
filled, observed, ...	pushed, watched, asked, ...	handed, decided, ...

## 5 2.2 PRONUNCIATION Listen and check your answers to Exercise 4.



## 6 2.3 Complete the conversation with the correct forms of the verbs in brackets. Listen and check.

**Ali** Last Monday I <sup>1</sup>**did** (do) a Physics experiment in Science class and it <sup>2</sup>\_\_\_\_\_ (go) really well.

**Raed** What <sup>3</sup>\_\_\_\_\_ (you/do)?

**Ali** I <sup>4</sup>\_\_\_\_\_ (fill) a glass with water and I <sup>5</sup>\_\_\_\_\_ (put) a card on the glass. Then I quickly <sup>6</sup>\_\_\_\_\_ (turn) the glass upside down.

**Raed** <sup>7</sup>\_\_\_\_\_ (it/work)?

**Ali** Yes. It <sup>8</sup>\_\_\_\_\_ (do). The water <sup>9</sup>\_\_\_\_\_ (fall) onto the floor, it <sup>10</sup>\_\_\_\_\_ (stay) in the glass!

## 7 Study Watch Out! and make questions for the sentences below. Ask about the underlined part.

**1** The teacher sat at the back of the classroom.

*Who sat at the back of the classroom?*

**2** The children did some drawings.

**3** Something happened after Nour stood on the chair.

### WATCH OUT!

When we ask about the subject, we don't use the Past Simple auxiliary *did* or the Present Simple auxiliary *do/does*:

**How many people came?** NOT ~~How many people did come?~~

**Who wants a cake?** NOT ~~Who does want a cake?~~

## 8 SPEAKING In groups, tell stories about something memorable that happened to you.

Now go to Workbook page 12 for the next lesson.

# VIPs = VERY INTELLIGENT PEOPLE?

We know them today because they're famous actors, musicians or sports stars. But many well-known people are, or were, very intelligent. *High Note Magazine* looks at some very clever VIPs.



- In pairs, look at photos A-C. Then read the article. Whose story do you find particularly surprising?
- Read the article again. In pairs, decide if statements 1-3 are true.
  - Nabil Sawalha studied engineering in the UK before becoming an actor.
  - Venus Williams was never a student and tennis player at the same time.
  - Umm Kulthum got a degree from a university in Cairo.
- Study *Watch Out!* and say these sentences in a more polite way.
  - She's unintelligent.  
*She's not very bright.*
  - I'm a slow student.
  - You're bad at sport.
  - It's ugly.

### WATCH OUT!

It's more polite to use positive adjectives to say negative things:  
*He's not very clever* is more polite than *He's stupid*.

- Complete the phrases in the box. Use the article to help you.

be good/bad at something  
 get bad/good/t\_\_\_ marks (in ...)  
 g\_\_\_/h\_\_\_ a degree in (a subject)  
 go to/a\_\_\_ a class  
 learn by heart  
 prepare/revise f\_\_\_ exams  
 study a subject (at college/university)  
 take/p\_\_\_ an exam/test

- In pairs, use the vocabulary from Exercise 4 to ask and answer questions about education.  
*Does anybody in your family have a degree?*  
*Did you get a good mark in the last ... test?*  
*Which sports are you good at?*



Best known as a comedian, there is a side to **Nabil Sawalha** that many people don't know about. Born in Madaba, but raised in Amman, Nabil moved to the UK to study engineering. It was while he was there that his acting career started. He has also studied at Oxford University, so he's obviously a smart guy.

Tennis star **Venus Williams** used to be world number 1. She's still a top player but she's also very smart. In 2011, Venus began to study at Indiana University. It wasn't easy to pass exams while playing professional tennis, but Venus studied online in her free time and in 2015 she got a degree in Business Administration.

Photo A: Nabil Sawalha, a man in a suit pointing.



**Umm Kulthum** is one of the most famous Arab singers and songwriters ever. She started singing at a young age and by the time she was in her twenties was performing in public and in the houses of the rich. She was also an actress and appeared in six films! Umm Kulthum studied Classical Arabic, poetry and music at school, but unfortunately never went to university. To be such a successful singer, songwriter and actor requires hard work and intelligence.

Now go to Workbook page 13 for the next lesson.



## LESSON 3A GRAMMAR

- 1 Do you have any plans or ideas about what you would like to do after you finish high school? Discuss in pairs.

*I'm not sure but I'd like to study .../work as a ...*

## Used to

- 2 Study the Grammar box and *Watch Out!* and find an example of *used to* in the article on page 18.

**Used to**

We use *used to* to talk about a regular habit or state in the past which doesn't happen anymore.

I • You • He • She • It • We • They

+ We **used to** study German at school.

- He **didn't use to** be an actor.

? Did they **use to** be famous?  
Yes, they **did**./No, they **didn't**.

Wh-? What **did** they **use to** study?

Grammar Reference and Practice > page 79

**WATCH OUT!**

We can't use *used to* if something happened only once:

*Nadia **didn't go** to the premiere.*

NOT *Nadia ~~didn't use to go~~ to the premiere.*

- 3 Look at the underlined verbs in the texts on page 18. Which ones could you replace with *used to*?
- 4 Where possible, replace the underlined verbs below with a phrase with *used to*.
- 1 Before he became an actor, George Clooney sold shoes.  
*Before he became an actor, George Clooney used to sell shoes.*
  - 2 When she was younger, actress Kate Beckinsale dreamed of being a writer. She won a Young Writers' competition twice in her teens.
  - 3 Omar studied English at Chicago State University. His mother worked there as a professor. But in 2004 she retired from the university.

- 5 Read the information below and look at the pictures. Make sentences about the changes in Khalil's life using *used to* or *didn't use to*.

Khalil **stopped** going to bed late/spending a lot of time on his mobile phone/eating unhealthy food/playing video games late at night.

Khalil **started** going to bed early/reading more books/turning his phone off at night/eating healthy food.

*Khalil used to go to bed late. He didn't use to have a healthy night time routine.*



Now go to Workbook page 14 for the next lesson.

## LESSON 4A READING AND VOCABULARY

- 1 SPEAKING** What are the most popular sports in your country? Do you play or do any sports? If yes, say which ones and why. If not, say why not.
- 2** Read the title of the article and look at the photos. What do you think the article is about?
- 3** Study Active Reading and read the first paragraph of the article. What do you think the article is about now?
  - a the history of the World Cup
  - b the teams that played at the 2022 FIFA World Cup
  - c the story of the 2022 FIFA World Cup
  - d why the 2022 FIFA World Cup took place in Qatar

### ACTIVE READING | Predicting

You can make a text easier to understand by predicting what it is going to be about before you read it. Always:

- look at the pictures
- read the title
- read the first paragraph
- read the last paragraph.

- 4** Read the last paragraph. Do you want to change your answer to Exercise 3?



# QATAR: A SPORTING FIRST



LEARN 2 BE

2.4



- In 2022, the FIFA World Cup made history as it took place in the Middle East for the first time. The nation of Qatar **hosted** this global tournament and delivered a competition unlike any other. With seven state-of-the-art stadiums, the event aimed to showcase Qatar's **blend** of tradition and innovation. Two stadiums in particular stand out. Firstly, the Al Bayt Stadium looks like traditional Bedouin tents. And, secondly, the stunning Lusail Iconic Stadium, the scene of the final.
- As the first World Cup organised in November and December, rather than in the traditional summer months, Qatar 2022 promised a unique experience for both players and fans. The cooler temperatures helped teams that normally struggle when the World Cup takes place in hot climates. In addition, the nature of Qatar's diverse population with people from around the world provided a rich cultural experience.
- The organisers encouraged fans and players to experience the famous hospitality of people in the region. One particular place the organisers drew attention to was the busy Souq Waqif market. Here visitors had the opportunity to immerse themselves in the sights, sounds and flavours that make Qatar so special.

- 4  Qatar also committed itself to leaving a lasting **legacy**. The organisers focussed on using football as a tool for social change. They wanted to promote inclusivity and empowerment across communities.
- 5  Qatar 2022 also used the latest technology to improve the experience for fans and ensure the smooth running of the tournament. From AI-powered analytics to air-conditioned stadiums fans experienced a mix of digital innovation and traditional sporting excitement.
- 6  Nowadays, billions of viewers watch the World Cup making it a truly global **spectacle**. From the **glitz** and glamour of the opening ceremony to the nail-biting drama on the pitch, the tournament **captivates** audiences across continents. Millions come together in their shared passion for the beautiful game.
- 7  Ultimately, the World Cup in Qatar represented more than just a sporting event. As nations came together to compete, fans united in celebration. Qatar welcomed people from around the world with open arms. The World Cup in Qatar brought the beautiful game to new audiences for the first time.



5 Read the article and match headings A-H with paragraphs 1–7. There is one extra heading.

- A A welcoming place  
 B How technology helped  
 C A first in history  
 D More than sport  
 E The winning team  
 F A change for good  
 G A different time  
 H Sharing the beautiful game

6 Read the article again and answer the questions.

- 1 What was unusual about the stadiums at the 2022 FIFA World Cup in Qatar?
- 2 Who benefited from the change in when the tournament happened?
- 3 Where were fans encouraged to visit?
- 4 How was the action on the pitch described?
- 5 How did Qatar welcome visitors during the tournament?

7 Match the bold words in the text with the definitions.

- 1 a mixture of different things or styles  
*blend*
- 2 to hold the attention of people \_\_\_\_\_
- 3 the quality of being exciting or attractive \_\_\_\_\_
- 4 a place or organisation that provides space and other necessary things for a special event \_\_\_\_\_
- 5 something that is the result of events in the past \_\_\_\_\_
- 6 a public event or show that is exciting to watch \_\_\_\_\_



Now go to Workbook page 15 for the next lesson.



## LESSON 5A LISTENING AND VOCABULARY

### 1 What does it mean to be a cheat? In pairs, agree on the best definition.

A cheat is a person who ...

- a does something dishonest to win something.
- b tells lies to look good in front of other people.
- c steals money from shops or people's homes.



### 2 2.5 Look at the advert for a radio programme. In pairs, ask and answer the questions. Then listen to Part 1 of the interview and check.

- 1 How do you think Lance Armstrong cheated?
- 2 What happened to him in 2012?
- 3 What other sports could be mentioned in a radio programme about cheats?

### 3 In pairs, use these words and phrases from the interview to complete the sentences below.

second half goal gold medal  
World Cup world record

- 1 Ben Johnson won a gold medal in the Olympic Games in 1988.
- 2 He broke the \_\_\_\_\_ for the 100 metres with a time of 9.97 seconds.
- 3 Argentina played against England in the 1986 \_\_\_\_\_ in Mexico.
- 4 Maradona scored a goal with his hand after six minutes of the \_\_\_\_\_.
- 5 Later Maradona scored another \_\_\_\_\_, so the final score was Argentina 2, England 0.



### 4 2.6 Listen to Part 2 of the interview and choose the correct answers.

- 1 In 1980 Rosie Ruiz won the Boston Marathon in
  - a under 2 hours.
  - b about 2½ hours.
  - c 2 hours 56 minutes.

RADIO 9



# CHEATS!

## WHY DO THEY DO IT?

### RADIO 9 TONIGHT AT 8 P.M.

### 2 She broke the

- a world record.
- b record for the Boston Marathon.
- c record for a woman in the Boston Marathon.

### 3 People discovered that Rosie was a cheat

- a just after the race.    b the next day.
- c more than a week later.

### 4 Children who want to play Little League baseball have to be

- a twelve years old.
- b twelve or younger.
- c over twelve years old.

### 5 REFLECT | Values Do you agree or disagree with these statements? Discuss in groups.

- 1 It's never OK to cheat.
- 2 Everybody cheats sometimes.
- 3 People cheat because it's easier than following the rules.
- 4 People cheat because they want to be famous, successful and rich.
- 5 Cheating is more common today than it used to be.

Now go to Workbook page 16 for the next lesson.

## LESSON 6A SPEAKING

1 In pairs, look at the behaviours in Exercise 2. Discuss why they are inappropriate at school.



2 **2.12** Listen and say which of these situations happen in the class.

- 1  arriving late for class
- 2  copying information from the Internet
- 3  running in the corridor
- 4  not wearing the correct school uniform
- 5  not handing in homework/projects on time
- 6  eating in class



3 **2.12** Study the Speaking box. Listen again and tick the expressions you hear. Then complete the sentences below with 1–3 words.

- 1 Ziad *I'm sorry that I didn't* tell you.
- 2 Hani Sorry, Miss. \_\_\_\_\_.
- 3 Fadi Sorry, Miss, \_\_\_\_\_. It was an accident.  
Teacher Oh, \_\_\_\_\_.
- 4 Hani I'm \_\_\_\_\_ sorry!  
I \_\_\_\_\_.

## SPEAKING | Apologising

## Saying sorry

- Sorry!  I'm really sorry.  I'm so sorry  
 I'm sorry that I (didn't) ...  
 Sorry about that.  It was my fault.

## Explaining

- It was stupid/wrong of me.  
 I (completely) forgot.  
 I didn't mean to ...  
 I did it by mistake.  
 It was an accident.

## Accepting an apology

- Never mind.  That's OK/alright.  
 Don't worry about it.  
 It can happen to anyone.

4 **2.13** Listen to four dialogues. Write down the expressions the speaker uses to accept the apology in each situation 1–4.



1 *That's OK!*

5 In pairs, role play the situations. Take turns to tell your partner why you're angry, listen to his/her apology and accept it.

- 1 You arranged to meet your partner on Saturday. You waited 20 minutes but he/she didn't appear.
  - 2 Your partner took your English textbook home by mistake and you couldn't do your homework.
  - 3 Your partner is playing music very loud on his/her phone speaker. You can't concentrate on your work.
  - 4 During a game of basketball, your partner hit you in the face with the ball.
- A** *Where were you on Saturday? I waited 20 minutes.*  
**B** *Sorry. I completely forgot.*  
**A** *OK, don't worry about it.*



6 **REFLECT | Society** In groups, answer the questions.

- 1 The British say sorry very often. Is this true of people in your country?
- 2 Is it easy to say sorry or admit you're wrong?
- 3 Did you ever say something was your fault when it wasn't?
- 4 When is it OK not to accept an apology?

Now go to Workbook page 17 for the next lesson.



- 1 Look at the photo and read the caption. What kind of story do you think the article tells?
- 2 Read the competition entry and check your answers to Exercise 1.

# An inspiring LIFE

Musa Al-Taamari playing for Jordan in the AFC Asian Cup

We asked you to write about people whose lives inspire you. This week's competition entry is by reader Abbas Jabari, from Amman, Jordan.

**I love stories where dreams come true.** That's why I'm writing about a man who comes from the place I live and who used to dream of playing football for his country.

Musa Al-Taamari was born in Amman, the capital of Jordan. From the age of six he dreamt of playing football in one of the big five leagues. After just a handful of games, he was called up to the national team. Then, in the summer of 2018, he signed for APOEL Nicosia one of the biggest clubs in Cyprus.

While he was playing for APOEL, Musa played against teams like Ajax and Seville in the Champions League and Europa Cup. During this time he continued to play for the Jordanian national team. After playing for APOEL, he moved to Belgium for three years before moving to Montpellier in Ligue 1 in France.

Musa is a skilful player who usually plays on the wing. However, he also has a reputation for scoring goals and this is one of the things that helps him stand out. His journey from playing in Jordan to playing on the world stage show his passion for the game of football.

Musa Al-Taamari's dream now is to play in the FIFA World Cup Final. As his country has never qualified for the tournament this is definitely a dream he will want to fulfil.

## GLOSSARY

**Big five leagues:** Premier League, England; La Liga, Spain; Serie A, Italy; Bundesliga, Germany; Ligue 1, France.

**Plays on the wing** - this is a position in football in attack.

3 Look at the underlined words in the text. What is the purpose of these words?

- 1  to connect information in paragraphs
- 2  to sequence events in the order they happen
- 3  to introduce new information

4 Look at the text again. In which order does Abbas write about the things?

- What Musa did
- Musa's early life
- What is special about him
- Looking ahead
- 1 why he wrote about him

5 Study the Writing box and check your answers to Exercises 3 and 4.

### WRITING | A biography

#### Paragraph 1

Mention why you chose this person; say why he/she is famous/important/inspiring:

The person I am writing about is my hero/an inspiration.

I am writing about a famous ...

#### Paragraph 2

Talk about their early life, their talents or achievements, and what they did:

X was born in .../went to school in .../studied at ...

She is/was good at ...

She played/for .../became a .../worked as a ...

#### Paragraph 3

Talk about what the person did later (or does today):

In later life he/she .../ He/She is now ...

#### Paragraph 4

Give more information about why this person is special:

He/She is a skillful/successful/role model.


#### Paragraph 5

Sum up this person's life or look ahead to the future.

His/Her life shows ...

His/Her ambition / dream now / in the future is ...

Remember to use sequencing words to help the reader follow the text.

6  2.15 Listen to a conversation about this Paralympic athlete. Then listen again and complete the notes.




An inspirational life - Maha <sup>1</sup>Al-Barghouthi

- one of Jordan's greatest Paralympic athletes - a para table tennis player
- in 1995 she set a wheelchair world record for the 200m in <sup>2</sup> \_\_\_\_\_
- at the Sydney Paralympics in 2000 she won Jordan's first ever <sup>3</sup> \_\_\_\_\_ medal
- she won 105 medals in a career which lasted <sup>4</sup> \_\_\_\_\_ years
- her first gold medal came at the 1999 Pan-Arab games
- King Abdullah awarded her the Al Hussein medal of First Order in <sup>5</sup> \_\_\_\_\_



7 **WRITING TASK** Write a short biography of an inspirational person. Either use the notes in Exercise 6 or choose a well-known person who you think is a positive role model. Use the Writing box to help you.

 Use the Graphic Organiser to help you plan your writing.

Now go to Workbook page 18 for the next lesson.



## VOCABULARY AND GRAMMAR

### 1 Complete the sentences with the correct forms of the verbs from the box.

answer cheat check copy ~~do~~ get fail  
hand in pass pay put up take work

- We had to do a Geography project, but I forgot so I didn't \_\_\_\_\_ the project on time.
- 'Did you \_\_\_\_\_ the Physics exam?' 'Yes, I \_\_\_\_\_ a good mark - 65%. But I \_\_\_\_\_ the Maths exam.'
- Now \_\_\_\_\_ in pairs. Read the text and ask and \_\_\_\_\_ the questions. Then \_\_\_\_\_ your answers with another pair.
- Students should never \_\_\_\_\_ an essay from the Internet, or \_\_\_\_\_ in an exam.
- Students should \_\_\_\_\_ attention in class, \_\_\_\_\_ notes and \_\_\_\_\_ their hands when they want to ask a question.

### 2 Label the sports.



1 football



2 \_\_\_\_\_



3 \_\_\_\_\_



4 \_\_\_\_\_

### 3 Complete the sentences with the correct forms of the words from the box.

beat competition match medal player  
race score team win

- There are eleven players in a football \_\_\_\_\_.
- Khader Baqlah \_\_\_\_\_ to a first place finish in 2016.
- The first international football \_\_\_\_\_ was Scotland vs. England in 1872.
- The Asian Games Association organises sports \_\_\_\_\_.

5 At the 2023 Asian Games, the Jordanian basketball team \_\_\_\_\_ the silver \_\_\_\_\_ - the first ever for a Jordanian team in the Asian Games.

6 In the 2014 World Cup, Germany \_\_\_\_\_ Brazil 7-1. The Germans \_\_\_\_\_ five goals in the first half.

### 4 Complete the conversation with the correct forms of the verbs in brackets.

Dad <sup>1</sup>Did you have (you/have) a nice day at school?

Suha No, I <sup>2</sup>\_\_\_\_\_.

Dad Why? What <sup>3</sup>\_\_\_\_\_ (happen)?

Suha The bus <sup>4</sup>\_\_\_\_\_ (be) late, so we <sup>5</sup>\_\_\_\_\_ (run) along the corridor and my bag <sup>6</sup>\_\_\_\_\_ (fall).

Dad <sup>7</sup>\_\_\_\_\_ (be) your lunch in your bag?

Suha Yes. And on the bus, it <sup>8</sup>\_\_\_\_\_ (come out). There <sup>9</sup>\_\_\_\_\_ (be) yoghurt everywhere! I <sup>10</sup>\_\_\_\_\_ (go) to the toilet to clean it up, so I <sup>11</sup>\_\_\_\_\_ (arrive) late for the class. My teacher <sup>12</sup>\_\_\_\_\_ (be) really angry.

### 5 Where possible, replace the underlined verbs with a phrase with *used to*.

1 Footballer Musa Al-Taamari <sup>1</sup>played *used to play* for Shabab Al-Ordon Club. He <sup>2</sup>moved to OH Leuven Club in Belgium in 2020. He <sup>3</sup>wasn't in Ligue 1 then but he <sup>4</sup>became a player for Montpellier in 2023.

2 American gymnast Simone Biles <sup>5</sup>won four gold medals at the Rio Olympics in 2016. When she was younger, she <sup>6</sup>didn't go to high school. Where <sup>7</sup>did she study? She <sup>8</sup>studied at home.

## USE OF ENGLISH

### 6 Choose the correct words a-c to complete the texts.

#### STRATEGY | Multiple choice cloze - short texts

The short texts in this task come from different sources, e.g. emails, notices, advertisements, signs or instructions. In order to understand the main message, find the key words in each text first.



1 Dear Mrs Jabari,  
The local newspaper want to interview Issa at school about his science project. Please can you call the \_\_\_\_\_ to discuss it.

- a head teacher   b manager   c student

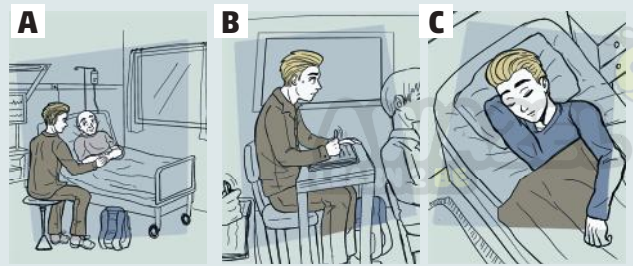
2 It's time to study at Dunford University!  
You can get a \_\_\_\_\_ in Arts, Business or Science.

- a college   b degree   c subject

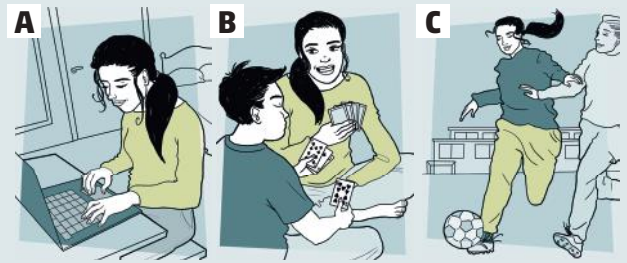
3 And remember, next Friday is the last day to hand in your History \_\_\_\_\_. Don't be late and make them as colourful and attractive as you can!

- a posters   b textbooks   c worksheets

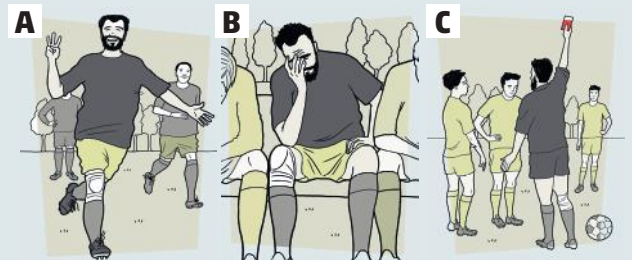
3 Why did the boy get a bad mark?



4 In which situation does the girl cheat?



5 Which picture shows Laith's father?



8 Listen to a recording about Spanish basketball player Pau Gasol. Then listen again and write down what you hear.



Use of English > page 85

LISTENING

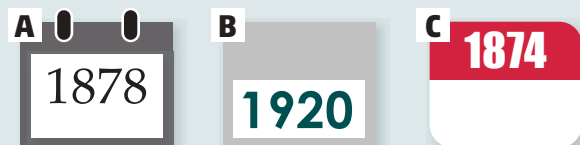
7 You are going to hear five short recordings. Read questions 1-5 and study the pictures. Then listen and choose the correct answer for each recording.



STRATEGY | Multiple choice task with picture options

Look at the pictures and questions very carefully to check that you understand what the pictures show. This will give you an idea of what sort of information to listen for.

1 When could women first get degrees from Oxford University?



2 Which sportsperson did the girl write about for her school project?



STRATEGY | Dictation

Use the time during the first reading of the dictation to get to know the topic and pick out some key words.

WRITING

9 You see this ad in your school magazine.

**INSPIRING!**

**Tell us about the life of an inspirational member of your family.**

Explain why he/she is inspirational, write about their early life, personality, talents and achievements. You can win a weekend break for a family of four!

Write your entry for the competition.

# The four Ps to a perfect presentation



At some point in life, everyone has to stand up and speak in front of a group of people. For most of us this can be extremely stressful, but giving a presentation is definitely a skill you can learn. Here are four steps to a successful presentation.

## 1 PLAN

When you first start to plan a presentation, ask yourself these questions:

- Who is your audience? At school, you're talking to your teacher and classmates, but an official exam is a more serious and formal situation.
- Why are you giving the presentation? What is the message of your speech? Decide if you want to make the listeners laugh, inform them about something, or maybe persuade them to agree with your ideas.
- How much time have you got? This will help you decide how much information to share with your audience.

## 2 PREPARE

At this stage you should:

- Research your topic. Make sure you understand your subject well.
- Organise your ideas into a clear introduction, main body and conclusion. You can start with a joke, some surprising facts, a personal anecdote or a question to get the listeners' attention.
- Create note cards to help you remember what to say. Don't try to learn your presentation by heart word for word. Instead, put two or three key points on note cards and follow your plan.

## 3 PRACTISE

Practising helps you feel more confident when you speak in public. It's a good idea to:

- Practise in front of a mirror and watch your body language. Remember that you can use your body and facial expressions to help the audience understand your message.
- Time your speech. Read through your presentation and see if you can keep to the time limit. You can also record yourself speaking to observe how you use your voice.
- Practise in front of an audience, for example family and friends. This will help you deal with stress and prepare to answer any questions.

## 4 PRESENT

The big day is now here. For your actual presentation:

- Wear clothes which are comfortable but appropriate for the occasion.
- Look at the listeners as you speak. Smile at the audience and breathe deeply as this will help you feel less nervous. Never read the presentation from a page but speak directly to the people in your audience.
- Use your own words and don't speak too fast. Speak clearly and try to sound confident.



**1 In pairs, answer the questions.**

- 1 Describe the last time you gave a presentation. What was it about? How did you feel?
- 2 In which situations in your life could public speaking skills be useful? Say why.

**2 In pairs, discuss the opinions about giving presentations. Choose the options that you think are correct. Say why.**

- 1 Giving an exam presentation is **different from / similar to** a classroom presentation.
- 2 It is a **good / bad** idea for a speaker to start a presentation by saying something funny.
- 3 The way a presenter uses their body during a talk **can / cannot** change the message.
- 4 It is **OK / not OK** for a presenter to speak longer than scheduled.
- 5 The best way to prepare for a presentation is to practise it **alone / with someone else**.
- 6 It is **OK / not OK** for presenters to read from a page so they don't forget what to say.

**3 Which three tips from the text do you think are the most useful? In pairs, explain why.**



**4** **2.18** Listen to a student giving two presentations and answer the questions.

- 1 What are the topics of Zeina's presentations?
- 2 What pros and cons does she mention about the issues?

**5** **2.18** Listen again and look at the two photos. For each presentation (P1 and P2), rate aspects A-E below from 1 to 5 (1 = poor, 5 = excellent).

	P 1	P 2
<b>Ideas and organisation</b>		
<b>A</b> The beginning of the presentation was interesting		

<b>B</b> The presentation had a clear structure.		
<b>Presenting</b>		
<b>C</b> The presenter communicated his ideas in an effective way (eye contact, body language, facial expression).		
<b>D</b> The presenter spoke strongly and clearly.		
<b>E</b> The presenter looked confident and relaxed.		

**6 Study the box below. Which of the phrases could you use to begin a presentation (B) and which to end it (E)?**

**SPEAKING | Giving presentations**

- E** Do you have any questions?
- The subject/topic of my talk today is ...
- I'd like to start by talking about ...
- That brings me to the end of my presentation.
- To summarise, .../To conclude, ...
- Before I start, it might surprise you to learn that ...
- Well, that's it from me. Thank you for listening.
- Today I'd like to talk about ... But first, did you know that ...?

**7** **Do the task below.**

**LIFE SKILLS | Project**

Prepare a two-minute presentation on a subject you find interesting.

- Follow the tips from this lesson (Plan, Prepare, Practise, Present). Use some of the phrases from Exercise 7 to help you.
- Give your presentation in front of the class and listen to presentations from other students.
- Give each other feedback. Say what you liked about the presentation and what you could improve.

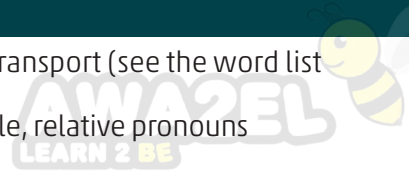
Now go to Workbook page 19 for the next lesson.



# 03

## Far from home

<b>VOCABULARY</b>	Holiday activities, travelling, transport (see the word list on page 74)
<b>GRAMMAR</b>	Past Continuous and Past Simple, relative pronouns <b>Use of English</b> > page 85
<b>LISTENING</b>	Understanding a text about travel problems
<b>SPEAKING</b>	Asking for information
<b>READING</b>	Understanding a text about a solo trip around the world
<b>WRITING</b>	A blog post
<b>VIEWING AND PRESENTING</b>	holidays, asking for information, your country, travelling, travel problems, charity



### LESSON 1A VOCABULARY AND GRAMMAR



1 In pairs, check you understand the holiday activities in the box.

climb a mountain   go for a swim/drive   lie/sunbathe on the beach   make a trip  
 pack your bag   see the sights   watch the sun rise/set   visit relatives

2 Look at the 'Amazing Moments' photos and read the stories. Which one is your favourite? Say why.

## Amazing Moments

### PHOTO COMPETITION


Send in a photo of your most amazing holiday moment. Where was it?  
 What were you doing? Write a text of no more than 80 words to tell us about it.  
 You can win fantastic prizes.



#### Wild horses

*Habib Mohsen, New York*

Last summer we were staying in a hotel in Scotland. One evening, we went for a drive. At about 7 p.m. we were going along a very quiet road. I wasn't looking at the countryside, I was playing a video game. Suddenly, my dad stopped the car. Right in front of us were lots of wild horses. They were running straight at our car. As they were going past, I took this photo. It was amazing!



#### Swimming in the rain

*Fadi Jabari, London*

We were sunbathing on a beach in Cornwall. I was eating an ice cream when suddenly it started to rain. My parents ran to a café but my sister Lama said, 'Let's go for a swim! We're wet anyway.' While we were swimming, I took this photo. The rain stopped and the sun came out. We felt great. The only problem was that our towels were really wet!



#### An amazing view

*Osama Sabah, Jordan*

My family and I went hiking in the Dana Reserve. When we got to the top, I stopped and looked at the view. It was beautiful. I was very tired, but I didn't care. I felt like I was on top of the world.

## Past Continuous and Past Simple

### 3 Match sentences 1–2 with the uses of the Past Continuous a–b.

- 1  At about 7 p.m., we were going along a quiet road.
- 2  I was staying with my uncle on his farm in Canada.
- a to give the background to a story
- b to say that someone was in the middle of an action at a specific time

### 4 Read this sentence from one of the stories and answer the questions.

While we were swimming, I took this photo.

- 1 Did these actions happen
- a one after another?
- b at the same time?
- 2 Which action was shorter and which tense do we use to talk about it?

### 5 Read the Grammar box and find more examples of the Past Continuous and Past Simple in the stories.

#### Past Continuous and Past Simple

We use the Past Continuous:

- to give the background to a story
- to talk about an unfinished action at a time in the past
- to show that a long activity was interrupted by a short one (in the Past Simple)

	I • He • She • It	We • You • They
+	I <b>was swimming</b> .	They <b>were running</b> .
-	She <b>wasn't dancing</b> .	We <b>weren't walking</b> .
?	<b>Was he sunbathing?</b> Yes, he <b>was</b> ./ No, he <b>wasn't</b> .	<b>Were they singing?</b> Yes, they <b>were</b> ./ No, they <b>weren't</b> .
Wh-?	Whose car <b>was he driving?</b>	What <b>were you doing</b> yesterday at 10 p.m.?

**Linkers:** when, while, as

Grammar Reference and Practice > page 80

### 6 Look at the photos and stories again and correct the sentences.

- 1 Fadi was eating lunch when it started to rain.  
*No, she wasn't eating lunch. She was eating an ice cream.*
- 2 Lama was looking at the camera when Fadi took the photo.
- 3 Habib's mum was driving the car when the horses appeared.
- 4 The horses were running away from Habib's car.
- 5 Osama was staying in a hotel in Canada.

### 7 3.1 Complete the text with the Past Simple or Past Continuous. Listen and check.



We <sup>1</sup>*were travelling* (travel) to France on a car ferry. I <sup>2</sup>\_\_\_\_\_ (feel) a bit sick, so I <sup>3</sup>\_\_\_\_\_ (go) outside to get some air. While I <sup>4</sup>\_\_\_\_\_ (look) down at the sea, I <sup>5</sup>\_\_\_\_\_ (see) a dolphin. It <sup>6</sup>\_\_\_\_\_ (swim) next to the ship. As I <sup>7</sup>\_\_\_\_\_ (watch), it <sup>8</sup>\_\_\_\_\_ (jump) high out of the sea. I <sup>9</sup>\_\_\_\_\_ (get) a wonderful photo.

### 8 Complete the sentences with the correct forms of the travel verbs from the box.

catch drive ride sail wait

- 1 I was running to **catch a bus** to school when I realised it was a holiday.
- 2 The first time I **\_\_\_\_\_ the car**, my dad was sitting beside me with his eyes closed.
- 3 I met my best friend while I **\_\_\_\_\_ at a bus stop**.
- 4 I **\_\_\_\_\_ my bike** when I saw our teacher.
- 5 While we **\_\_\_\_\_ on a ferry**, there was a storm.

Now go to Workbook page 20 for the next lesson.

## LESSON 2A VOCABULARY | Travelling

**1** Check you understand the highlighted words. Then in groups, say which holidays you would/wouldn't like to go on and why.

- 1 a one-day **excursion** to a theme park
- 2 a weekend **city break** in Abu Dhabi
- 3 a **school trip** to the University of Jordan
- 4 a **package holiday** to a Greek island
- 5 a three-week **cruise** in the Caribbean
- 6 a scientific **expedition** to the Antarctic
- 7 an **adventure holiday** in an African safari park
- 8 a nine-month **journey** around the world

**2** Read the holiday reviews below. What kinds of holiday from Exercise 1 do they describe?

**3** In pairs, complete the table using the highlighted verbs from the reviews. Add words and phrases from the reviews to make collocations.

Transport	<u>go/travel</u> by train, <i>coach</i> , ... <i>take the underground</i> , ...
Accommodation	<u>stay in</u> a five-star hotel, <i>a budget hotel</i> , ...
Activities	<u>go</u> climbing, <i>put on your sunscreen</i> , ...

**4** Study **Watch Out!** and choose the correct verbs to complete the sentences. Use the holiday reviews to help you.

- 1 We *got* / *went* a taxi to the airport.
- 2 I *stayed* / *travelled* in a great hotel in Dubai.
- 3 What time did you arrive *in* / *at* the station?
- 4 We *boarded* / *missed* the plane early.
- 5 We put *on* / *up* the tent.
- 6 Yesterday we arrived *in* / *at* Thailand.

### WATCH OUT!

We say *arrive in* a city/country or *at* a station/airport, etc., NOT *arrive to*.

We say *leave for* a place, NOT *leave to*.

When travelling by plane, **take off** = *leave* and **land** = *arrive*.

**5 SPEAKING** Imagine a holiday. In pairs, ask and answer the questions. Use the vocabulary from Exercises 3 and 4.

- 1 How did you get there?
- 2 Where did you stay?
- 3 What did you do?

## HOLIDAY REVIEWS

[CLICK HERE](#) to write a review of your holiday



**1**  
Destination: Wadi Rum, Jordan  
Review by: Rashed Wakil, Amman

### ●●●●○ GETTING THERE

We **went by** coach and it took almost four hours. We had fun, but it was very hot. I was glad when we **arrived**.

### ●●●●○ ACCOMMODATION

It wasn't easy to **put up** the tents but there was plenty of space for our backpacks and boots. Unfortunately, there were no beds, so we had to put our sleeping bags on the ground.

### ●●●●● ACTIVITIES

We **went** hiking and rock climbing. It wasn't dangerous as we had a good guide. At night we looked at the stars. We were always doing something. It was brilliant!

### ●●●●○ YOUR VERDICT

A great school trip! I was really sorry to **leave**.



**2**  
Destination: Heraklion, Crete  
Review by: Noura Madi, Oxford

### ●○○○○ GETTING THERE

We **missed** the bus, so we **got** a taxi to the train station. Then we **travelled by** train to London and **took** the underground to the airport. We **boarded** the plane on time but there was a delay before we **took off**. Although we **flew** directly to Crete, we **landed** an hour late. I was exhausted when we finally **checked in**.

### ●●●●● ACCOMMODATION

We **stayed in** a budget hotel but it was fantastic! Big swimming pool and excellent food. I'm not surprised the hotel was fully booked.

### ●●●●○ ACTIVITIES

We went sightseeing every morning and **visited** lots of museums. In the afternoons I just **put on** my sunscreen and relaxed by the pool!

### ●●●○○ YOUR VERDICT

It was our first package holiday. I loved the hotel and Crete is a great place to visit.

Now go to Workbook page 21 for the next lesson.



1 Where do most tourists to your country come from? What kind of things do they like doing? Discuss in pairs.



2 Match the places from the box with the descriptions.

Left Luggage taxi rank tourist office  
tube station waiting room

A place where you can ...

- a sit and wait for a bus/train *waiting room*
- b get a taxi
- c catch an underground train
- d leave heavy bags for a few hours
- e find out travel information, book hotels, get maps/leaflets



3 **3.2** Listen to the conversation and answer the questions.

- 1 Where do the tourists want to go? *to Glasgow*
- 2 What information do they want?
- 3 What problem do they have?
- 4 Why are they surprised at the end?

4 **3.2** Study the Speaking box. Listen again and tick the expressions you hear.

**SPEAKING | Asking for information**

- Excuse me, what time is the next train ...?
- Which platform does the train leave from?
- Where's the nearest tube station/bus stop/taxi rank?
- Is there a bus/tram we can catch to ...?
- Is there a restaurant/bank/travel centre near here?
- How far is it to ...?
- Pardon me, I didn't hear that.
- I'm sorry, I didn't catch that.

5 **3.3** Complete the conversations with one word in each gap. Listen and check. Then in pairs, practise the conversations.



**Faisal** Excuse me. What time is the <sup>1</sup>next train to Glasgow?

**Travel agent** Five fifty-nine.

**Faisal** I'm sorry, I didn't <sup>2</sup>\_\_\_\_\_ that. Can you <sup>3</sup>\_\_\_\_\_ it again, please?

**Salah** Which <sup>4</sup>\_\_\_\_\_ does the train leave from?

**Faisal** 8B.

**Salah** How <sup>5</sup>\_\_\_\_\_ is it to the Brunswick Centre?

**Talal** It's not far. It's about ...

**Faisal** Is <sup>6</sup>\_\_\_\_\_ a bus we can catch to get there?

**Salah** Or maybe we can take a cab. Where's the <sup>7</sup>\_\_\_\_\_ taxi rank?

**Talal** The taxi rank is over there. But you can <sup>8</sup>\_\_\_\_\_. It's only five minutes.

**Salah** <sup>9</sup>\_\_\_\_\_ is the Left Luggage?

**Talal** Next to Platform 16.

**WATCH OUT!**

British English	American English
tube/underground	subway
lift	elevator
taxi	cab

6 **3.4 PRONUNCIATION** Listen to questions 1-4 and repeat. Pay attention to the underlined words.



- 1 How far is it to the bus station?
- 2 Is there a map of the underground?
- 3 What time is the next coach to Leeds?
- 4 Is there a tram we can catch to the Old Town?

7 **3.5** Listen and write down the answers to the questions in Exercise 6.



Now go to Workbook page 22 for the next lesson.

## LESSON 4A GRAMMAR

1 In one minute, write down everything you know about England. Then in pairs, compare your lists.



2 3.7 In pairs, read the quiz. Do you know the answers? Listen and check.

### QUIZ

### Things to KNOW before you GO!

England is a country that a lot of people visit, but what do you know about it? Read the clues below and find the answers!

- 1 A writer who wrote hundreds of plays and added many words to the English language.
- 2 A young woman that has a great voice.
- 3 A detective whose residence is at 221B Baker Street, London.
- 4 A prehistoric monument which is over 4,000 years old.
- 5 A toy store that sold toys to the royal family.
- 6 A castle which is home to the royal family.
- 7 The town where William Shakespeare was born.
- 8 A hot drink we love in England.

#### Relative pronouns

3 Look at the quiz and answer the questions.

Which of the underlined words refer to ...

- a things? which and \_\_\_\_\_
- b people? \_\_\_\_\_ and \_\_\_\_\_
- c places? \_\_\_\_\_, \_\_\_\_\_ and \_\_\_\_\_
- d possessions? \_\_\_\_\_

4 Look at clues 7–8 in the quiz and answer the questions.

- 1 What comes after *where* when we define a place – a noun/pronoun or a verb?
- 2 When can we leave out *who*, *which* and *that* – when the next word is a noun/pronoun or a verb?

5 Study the Grammar box and check your answers to Exercises 3 and 4.

#### Relative pronouns

*Which* and *that* refer to things and places.

*Who* and *that* refer to people.

We also use *where* for places when the next word is a noun or pronoun.

*Whose* refers to possessions.

We can leave out *who/which/that* when the next word is a noun or pronoun.

Grammar Reference and Practice > page 80

6 Choose the correct relative pronouns. There may be more than one correct answer. Tick two sentences where you can leave out the relative pronoun.

- 1  Breakfast was the only meal *that / who / whose* I liked.
- 2  Cairo is the place *what / where / who* the Great Sphinx stands.
- 3  Abu Dhabi is a city *where / which / who* has some great architecture.
- 4  Arar is a poet *which / who / whose* poems make me happy.
- 5  Faten Hamama was an Egyptian TV actress *that / which / who* my parents loved.

7 3.8 In pairs, complete the questions with relative pronouns and try to answer them. Listen and check.



What's the name of ...

- 1 the place where the King of England lives?
  - 2 the city \_\_\_ is famous for the Beatles?
  - 3 the scientist \_\_\_ discovered black holes?
  - 4 the author \_\_\_ books include 'Charlie and the Chocolate Factory'.
- 8 **SPEAKING** Think of three interesting facts about your country (a person, a place, a product, food or drink) and share them with the class. Use relative pronouns.

Now go to Workbook page 23 for the next lesson.



## LESSON 5A LISTENING AND VOCABULARY

03



- 1 SPEAKING** How do you feel when you travel (e.g. relaxed, bored, nervous)? Why? Discuss in pairs.
- 2** In pairs, match the airport vocabulary from the box with the definitions.

arrivals boarding pass book a flight  
budget airline cancelled check-in (desk)  
delayed departure lounge gate  
hand-luggage security trolley

- 1** a bag or case that you take onto the plane with you *hand luggage*
- 2** a company that sells cheap flights
- 3** a thing that you put your bags on
- 4** a thing that you need to get on the plane
- 5** a place with lots of shops and restaurants
- 6** the place where they check you and your luggage
- 7** the place where you first show your ticket
- 8** the place where you go after you land
- 9** the place where you wait to board the plane
- 10** to buy a plane ticket
- 11** bad news: your flight is late
- 12** worse news: your flight is not taking off



- 3** **3.9** Complete the text with the correct forms of the words and phrases from Exercise 2. Listen and check.

I <sup>1</sup>*booked* my flight to Amman online with a <sup>2</sup>\_\_\_\_\_ airline. It was a bargain! I printed my <sup>3</sup>\_\_\_\_\_ at home, so I didn't need to go to the <sup>4</sup>\_\_\_\_\_. I just went straight to <sup>5</sup>\_\_\_\_\_. I checked a monitor in the <sup>6</sup>\_\_\_\_\_ and saw that my flight was <sup>7</sup>\_\_\_\_\_ by half an hour. I wasn't happy but at least it wasn't <sup>8</sup>\_\_\_\_\_. My <sup>9</sup>\_\_\_\_\_ was heavy, so I got a <sup>10</sup>\_\_\_\_\_ and went round the shops. I bought a present for my mum. Then I went to the <sup>11</sup>\_\_\_\_\_ to board the plane. The flight was fine. I went to sleep thinking about my mum waiting for me in <sup>12</sup>\_\_\_\_\_ at Queen Alia Airport.



- 4** **3.10** Study Active Listening and read the questions in Exercise 5. Then choose the correct answers in the summary below. Listen to the conversation and check.

This is a conversation between <sup>1</sup>*two / three* people on a <sup>2</sup>*plane / train*. They're talking about the <sup>3</sup>*fun / problems* you can have when you travel.

### ACTIVE LISTENING | Predicting

- Look at the visuals to help you decide what the context of the audio recording is.
- Try to guess what the people are talking about. That will help you activate the vocabulary you need.
- Listen for key words from the questions. They can confirm that your predictions are right or wrong.

- 5** **3.10** Listen to the conversation again and choose the correct answers.

- 1** Why did Imad almost miss the flight?
  - a He didn't know his seat number.
  - b He had a problem at security.
  - c He spent too long in the café.
- 2** Why did he miss his flight to New York?
  - a Because of the weather.
  - b He got to the airport late.
  - c He didn't have his passport with him.
- 3** Fawzi's dad was flying to
  - a Jordan.
  - b Edinburgh.
  - c Frankfurt.
- 4** His dad missed his flight because he
  - a was talking on the phone.
  - b had a problem with his computer.
  - c didn't hear them calling his name.
- 5** How much did Imad's ticket cost?
  - a £150
  - b £115
  - c £500
- 6** Where is the plane going?
  - a To an island in the Caribbean.
  - b To a city in Spain.
  - c We don't know.

- 6** **SPEAKING** In pairs, discuss how to avoid/solve the travel problems below.

it's fully booked   it's too crowded  
you can't find your ticket  
you can't get a seat   you feel ill  
you miss your train  
your flight/bus is delayed

Now go to Workbook page 24 for the next lesson.

- I can predict what an audio recording is going to be about.

## LESSON 6A READING AND VOCABULARY

### 1 SPEAKING In pairs, answer the questions.

- 1 Do you like travelling? Say why.
- 2 What countries would you like to visit?



## Graham Hughes



3.14

## & the Odyssey Expedition

On 1 January 2009, Graham Hughes from Liverpool, England, sailed across the River Plate from Argentina to Uruguay on a ferry. He was **setting out** on an incredible **solo** journey. He was going to visit every country in the world. And he was going to be the first person to do it without flying.

He was doing it to set a Guinness World Record and to collect money for the charity WaterAid.

It started well. He visited all 12 countries in South America in only two weeks. But then in the Caribbean, he met his first big problem – islands! You can't travel **overland** to every country in the world, often there are no ferries between islands and Graham can't walk on water. He solved his problem by **hitchhiking** on other people's boats.

Europe was easy. He got a railway ticket which allowed him to travel everywhere in Europe by train. It only took him a few weeks to visit 50 countries. Then he arrived in Africa.

He was planning on just three months there. It took him almost three years! He had problems with transport and also to get the right travel documents. For example, he had a **valid** passport, but he also needed a **visa** to enter Mauritania. Unfortunately, they weren't selling visas at the **border**. So, he travelled 1,250 miles by bus all the way back to the place where he knew that he could get a visa – Morocco.

During his journey Graham learnt how **hospitable** people can be. One time when he was travelling on a night bus in Iran, he saw an old woman who was talking on her phone. She handed it to him. It was the woman's grandson. 'My grandmother's worried because the bus arrives very early,' he explained in English. 'She wants to invite you home to make you breakfast.' Graham accepted the invitation.

Finally, after three years, ten months and twenty-one days Graham arrived in the 21<sup>st</sup> and final country on his odyssey. It was South Sudan, the newest **state** in the world, a country that didn't even exist when he started his journey.

**2 Look at the photo, the map and the title of the text on page 36. Then read the first and last paragraph. What is the text about?**

- a** A man who travelled alone from England to South America.
- b** A man who travelled around the world without using planes.
- c** A man who broke the world record for a round-the-world trip

**3 Read the text and choose the correct answers.**

- 1** Which sentence is true?
- a** Graham planned to travel by air and sea.
  - b** Graham made the journey for more than one reason.
  - c** Graham wanted to do dangerous things.
  - d** Graham reached his destination in less than 12 months.

**2** Where did he get the visa for Mauritania?

- a** on a bus                      **b** at the border
- c** in Morocco                **d** in Mauritania

**3** The woman on the bus in Iran

- a** couldn't speak English.
- b** was worried about her grandson.
- c** asked Graham what time the bus arrived.
- d** invited Graham to meet her family.

**4** Why was South Sudan important for Graham?

- a** It was the first country on his list in 2009.
- b** It was the last country he visited.
- c** It was the only country he didn't visit.
- d** It became a country after he visited it.

**4 Match the highlighted words from the text with the definitions.**

- 1** to *hitchhike* is to travel for free with strangers
- 2** not by sea or air
- 3** legal, authentic, acceptable
- 4** starting a journey
- 5** alone
- 6** travelling in another person's vehicle
- 7** welcoming to visitors or guests

**5 Complete the questions with the correct forms of the words from Exercise 4.**

- 1** Is it a good idea to *hitchhike* on your own at night?

**2** Have you got a \_\_\_\_\_ passport? When did you get it?

**3** Are people in your country \_\_\_\_\_ ?

**4** How do you feel when you \_\_\_\_\_ on a long journey?

**5** Can you travel \_\_\_\_\_ from your country to Norway?


**6** Do you prefer to travel \_\_\_\_\_ or with someone else?

**6**  **3.15** Listen to a description of the charity that Graham was collecting money for and tick the things you hear.

- 1**  charity
- 2**  America
- 3**  clean
- 4**  raise
- 5**  teaches
- 6**  safe
- 7**  lemonade
- 8**  magazine

**7 REFLECT | Values** In pairs, discuss the questions.

- 1** Why are charities important?
- 2** Would you like to join a charity? Say why.

**8**  In pairs, find information about another charity. Then present your charity to the rest of the class.

- 1** What does it do?
- 2** Where does it operate?
- 3** When did it begin?
- 4** How does it raise money?
- 5** Does it publish a magazine?



Now go to Workbook page 25 for the next lesson.





1 Look at Mazen's blog. Would you like to visit the place in the photo? Say why.

# The World is your oyster



[www.youroyster.blogspot.com](http://www.youroyster.blogspot.com)



*I'm Mazen, I'm sixteen and I'm from London. I write about culture, food and, above all, travelling! The name of my blog comes from Shakespeare: I can do anything I want to, the world's my oyster. It means 'use all the opportunities that the world offers you' – that's my philosophy in life!*

## **15<sup>th</sup> May. A wonderful trip to Wales.**

My cousin Ramzi recently invited me to the small seaside town where he lives – Aberystwyth in Wales.

I got a train to Birmingham. Ramzi was waiting for me at the train station. From Birmingham, we caught another train to Aberystwyth. The train journey was slow but very scenic. It was raining when we arrived, so we went straight to the house that Ramzi shares with my aunt and uncle. It was lovely to see them again.

The next day we explored Aberystwyth with some of Ramzi's friends. They were very nice and welcoming. We had a walk along a beach, I took some fantastic photos and we visited the castle, too. It was too cold to swim but some brave people were windsurfing! On the third day, we climbed Cader Idris – a big mountain north of the town. It was snowing when we got to the top but the view was spectacular. On the last day, we went for an enjoyable drive along the coast.

Wales is a small country but people are very open and friendly. For example, everyone smiles and says 'hello' when you pass them on the street – it made a really positive impression. Overall, I had a brilliant time and made some great new friends!

**2 Read the blog post on page 38 and answer the questions in pairs.**

- 1 Where does Mazen come from? *London*
- 2 Who is Ramzi?
- 3 How did Mazen travel to Wales?
- 4 How many days did he stay there?
- 5 What was the weather like during his stay?
- 6 Did he enjoy himself?

**3 Read the blog post again and tick the things Mazen writes about.**

- how he got there
- what he did
- what the people were like
- history of the place
- overall impression
- how much it cost

**4 Find at least eight positive adjectives in the blog post. Then match the adjectives from the box with their synonyms.**

enjoyable scenic ~~spectacular~~ welcoming

- 1 amazing *spectacular*
- 2 attractive
- 3 fun
- 4 hospitable

**5 Study the Writing box and put paragraphs A–E in the correct order.**

- A** After we checked into the hotel, we took the underground to the centre and walked along the Champs-Élysées. It was really beautiful.
- B** It was my first trip abroad and it made a positive impression. The people aren't so friendly and it's expensive but I had a really enjoyable time.
- C** I visited Paris on a school trip last May.
- D** The next day was brilliant. We visited museums, ate some fantastic food and even spoke some French (very badly!) On the third day, we took a boat ride on the river Seine and climbed to the top of the Eiffel Tower. The view was spectacular.
- E** We took the train to France through the Channel Tunnel. The journey was a bit dull because it was raining, so we couldn't enjoy the scenery.

**WRITING | A blog post**

**Paragraph 1**

Mention where you went:

I recently visited ...

My cousin/friend invited me ...

I stayed with my aunt in ...

It's a seaside town/a tourist centre/a small town in the mountains.

**Paragraph 2**

Mention how you got there and what the journey was like:

We flew to ... /caught the train to ...

The journey was slow/(un)comfortable/tiring/pleasant/scenic.

**Paragraph 3**

Talk about how you spent your time:

On the first/last/second/third day, ...  
(On) the next day ...

We swam, sunbathed, went sightseeing/  
mountain biking.

I had a(n) amazing/enjoyable/fantastic time.

**Paragraph 4**

Sum up your overall experience:

... made a positive impression.


People were welcoming/great/friendly/  
interesting.

Overall, I had a wonderful/enjoyable time.

It was great fun.

**6 WRITING TASK Write a blog post about a trip (real or imaginary) you made to a town.**

- Describe the town you visited and when the trip took place.
- Give and justify your opinion about the town.
- Recommend one place that is especially interesting.
- Describe a problem that occurred during your visit and the way you solved it.

 **Use the Graphic Organiser to help you plan your writing.**

Now go to Workbook page 26 for the next lesson.

## VOCABULARY AND GRAMMAR

### 1 Complete the phrases with the words from each box.

**A** boarding budget check-in city  
double fully hand safari tourist

- 1 double bed    4 \_\_\_ desk    7 \_\_\_ park  
2 \_\_\_ booked    5 \_\_\_ hotel    8 \_\_\_ pass  
3 \_\_\_ break    6 \_\_\_ office    9 \_\_\_ luggage

**B** airline bag hotel holiday luggage  
park rank room station

- 10 five-star \_\_\_    13 package \_\_\_    16 theme \_\_\_  
11 left \_\_\_    14 budget \_\_\_    17 tube \_\_\_  
12 taxi \_\_\_    15 sleeping \_\_\_    18 waiting \_\_\_

### 2 Complete the questions with the verbs from the box.

buy climb go (x3) pack see sunbathe  
stay take travel visit watch

## WOULD YOU RATHER ...

- travel by train or plane?
- \_\_\_ your bag the night before or at the last minute?
- \_\_\_ photos with your phone or a camera?
- \_\_\_ in a hotel or \_\_\_ camping?
- \_\_\_ on a beach or \_\_\_ a mountain?
- \_\_\_ for a swim or \_\_\_ the sights?
- \_\_\_ a museum or \_\_\_ hiking?
- \_\_\_ souvenirs or \_\_\_ the sun rise?

### 3 Choose the correct verbs to complete the sentences. Sometimes more than one verb is possible.

- As the plane was *going / landing / taking off*, I shut my eyes tightly.
- Excuse me, do you know how to *make / put on / put up* a tent?
- I had to stand all the way because I forgot to *book / check / pay* a seat.
- It was an easy trip. It only *stayed / took / travelled* an hour.

5 The train *arrived / left / went* on time.

6 We *caught / missed / waited* for the bus, so we had to walk home.

### 4 Complete the sentences with the correct Past Simple or Past Continuous forms of the verbs in brackets.

- When I woke (wake) up this morning, the sun \_\_\_ (shine), but as we \_\_\_ (drive) to school, it \_\_\_ (start) to snow.
- 'What \_\_\_ (you/do) when I \_\_\_ (call) you last night?' 'I \_\_\_ (pack) my bag for my holiday. I \_\_\_ (listen) to music, so I \_\_\_ (not hear) the phone. Sorry.'

### 5 Complete the sentences with the correct relative pronouns. If it's possible to omit the pronoun, put it in brackets.

- Bath is a city (that) you should visit.
- Dr Watson is the doctor \_\_\_ lives with Sherlock Holmes, the detective.
- Roald Dahl is a writer \_\_\_ most famous books are for children.
- The pound is the currency \_\_\_ the British use.
- This is the house \_\_\_ Charles Dickens lived.

## USE OF ENGLISH

### 6 Choose the correct words a-d to complete the text.

#### STRATEGY | Multiple choice cloze

First, read the text and try to understand as much as you can while ignoring the gaps. Then do the task.

#### An act of kindness

A few years ago, I was travelling abroad <sup>1</sup> \_\_\_ bus. We got to the <sup>2</sup> \_\_\_ with another country. I showed the guard my <sup>3</sup> \_\_\_. I wasn't worried because it was <sup>4</sup> \_\_\_ and I knew I didn't need a <sup>5</sup> \_\_\_ for that country. Unfortunately, he told me to get off the bus and wait. Soon, the bus <sup>6</sup> \_\_\_ without me. An hour later, they gave me my passport. A man on a motorbike stopped. He spoke to me. We <sup>7</sup> \_\_\_ hands. He took me home to meet his family and spend the night. They were very <sup>8</sup> \_\_\_.



- 1 **a** at      **b** by      **c** in      **d** on  
 2 **a** border   **b** journey   **c** state   **d** transport  
 3 **a** money   **b** pass      **c** passport   **d** photos  
 4 **a** safe      **b** valid      **c** valuable   **d** welcoming  
 5 **a** number   **b** problem   **c** vehicle   **d** visa  
 6 **a** arrived   **b** left      **c** sailed      **d** stayed  
 7 **a** looked   **b** shook      **c** smiled      **d** waved  
 8 **a** enjoyable **b** hospitable **c** hospital **d** scenic

- 2 Who was Salah?  
**a** a boy Amer met on the bus  
**b** a cousin of Amer's in Boston  
**c** Amer's cousin from Miami  
 3 How did Amer finally get to the airport?  
**a** by car      **b** by bus      **c** by subway  
 4 Why couldn't Amer board his flight?  
**a** He forgot his boarding pass.  
**b** The plane was taking off.  
**c** He was at the wrong gate.  
 5 How do you think Amer felt at the end of the story?  
**a** delighted      **b** unlucky      **c** sad

Use of English > page 85

READING

7 Read the short story below and choose the correct answers.

STRATEGY | Multiple choice task

First, read the text and the main parts of the questions without reading the answers. Try to answer the questions yourself. Then read the options a-c; if your answer is one of them, it's probably correct.

- 1 Why did Amer wake up late?  
**a** He forgot to set his alarm.  
**b** His clock wasn't working.  
**c** His clock was slow.

WRITING

8 Write a blog post answering the questions in the ad below.

Holidays and problems

Tell us about a holiday when things went wrong. Say when and where you went, describe the journey, mention the problems you had and how you solved them.

**A bad travel day**

Amer woke up and checked the time. It was 6.05. No problem. His flight to Miami was at 7.45. However, then he realised the alarm clock wasn't ticking. He reached for his phone. It was 6.50. He was late.



Amer grabbed his bag and the car keys, ran down the stairs and got into his car. It was 6.58. He turned the key but the car didn't start. He tried again. The battery was dead.

Suddenly, he saw a bus. It was the airport express! He jumped out of his car. A few seconds later he was sitting on the bus, a smile on his face. He was going to make it. He was going to see Salah, his favourite cousin.

Ten minutes later the bus was stuck in a traffic jam. Amer checked his phone. 7.09!

What could he do?

The subway! There was a direct line to the airport. He got off the bus, ran to the station and got on the train just as it was leaving the platform.



He got to the airport at 7.25. Fortunately, the security check was quick. Unfortunately, the gate was a long way from the departure lounge. When he got there, he showed his boarding pass. The woman at the gate shook her head and pointed out of the window. A plane was moving down the runway. Amer watched sadly as his plane left for Miami without him.

Later, Amer was sitting at home when the door bell rang. He got up and walked slowly to the door. He opened the door and there was Salah. He was standing in the doorway, smiling. 'Surprise!' he said.

# 04

## A good buy

### VOCABULARY

Food and drink, shopping, clothes (see the word list on page 75)

### GRAMMAR

Comparison of adjectives, quantifiers, articles with singular countable nouns **Use of English** > page 85

### LISTENING

Understanding a radio programme about shopping for second-hand clothes

### SPEAKING

Opinions

### READING

Understanding a text about being a mystery shopper

### WRITING

A formal letter of complaint

### VIEWING AND

### PRESENTING

chocolate, breakfast, shopping, shops, second-hand shops, clothes, buying online, adverts

## LESSON 1A VOCABULARY AND GRAMMAR



### 1 In pairs, ask and answer the questions.

- 1 Do you like chocolate? What's your favourite chocolate bar?
- 2 How much money do you spend on chocolate or other snacks in a typical week?
- 3 Do you ever give chocolate as a gift? If so, on what occasions?

### 2 Look at the cartoons. In pairs, say why you think the situation in the second cartoon has changed.

### 3 Read the article and say why chocolate bars are shrinking.

## THE INCREDIBLE, SHRINKING

# Chocolate Bar

## DO YOU LOVE CHOCOLATE?

IF YOU DO, THEN YOU KNOW THAT CHOCOLATE BARS AREN'T AS BIG AS THEY USED TO BE.

In 2013 the average chocolate bar weighed 55 grams; in 2022 it was only 45 grams.

Chocolate bars are smaller and lighter than before. They aren't worse than they used to be but they aren't better either. And they certainly aren't cheaper. So why is it happening? Here are the most important reasons.

- **COCOA:** The quality of cocoa and safe working environments for cocoa farmers is more important. So cocoa production is about quality, not the amount.
- **HEALTH:** Many people today want to be fitter and healthier. Larger chocolate bars have more calories so they are becoming less popular than smaller bars.
- And the last but not the least important reason – **MONEY:** Smaller bars at the same price mean bigger profits from sales.

This situation isn't good enough! It's certainly not the best news for chocoholics like me! Let's hope our favourite snack doesn't become too expensive in the future!

2013



2022



## Comparison of adjectives

### 4 Read sentences 1–3 and decide which meanings are correct: a or b.

- Chocolate bars aren't as big as they used to be.
  - Chocolate bars are bigger now.
  - Chocolate bars are smaller now.
- Now chocolate is more expensive than before.
  - Chocolate was cheaper before.
  - Chocolate was not cheaper before.
- This situation isn't good enough.
  - This situation is too bad.
  - This situation is better than before.

### 5 Study the Grammar box and find more examples of comparatives, superlatives and ways of comparing in the article.

Comparison of adjectives			
Adjective		Comparative	Superlative
one syllable	sweet	sweeter	<b>the sweetest</b>
	safe	safer	<b>the safest</b>
	hot	hotter	<b>the hottest</b>
		less sweet/ safe/hot	<b>the least</b> sweet/ safe/hot
	ending in -y	busier/ less busy	<b>the busiest/ the least</b> busy
two or more syllables	famous	more famous/less famous	<b>the most</b> famous/ <b>the least</b> famous
irregular	good bad	better worse	<b>the best</b> <b>the worst</b>

#### Ways of comparing:

- **not as** big (**as**) = smaller (**than**)
- **too** small = **not** big **enough**

Grammar Reference and Practice > page 81

### 6 Complete the text with the correct forms of the adjectives in brackets.

**Muneer** 10 March 9.54 a.m.

Did you see that article about the size of chocolate bars? Shocking! But chocolate isn't the only thing that is getting <sup>1</sup>*smaller* (small). I'm sure they used to sell cola in <sup>2</sup>\_\_\_\_\_ (large) cans. And bottles of ketchup aren't <sup>3</sup>\_\_\_\_\_ (big) as they used to be.

**AliA** 10 March 10.05 a.m.

Very true, Muneer! And did you notice that jars and bottles are <sup>4</sup>\_\_\_\_\_ (thin) than they used to be? But what's even <sup>5</sup>\_\_\_\_\_ (surprising) is that sometimes <sup>6</sup>\_\_\_\_\_ (small) jars of coffee are <sup>7</sup>\_\_\_\_\_ (expensive) than bigger ones. Crazy!

**TalaW** 10 March 11.05 a.m.

Stop complaining, everyone! Our shops have a <sup>12</sup>\_\_\_\_\_ (great) range of interesting food from all over the world than ever before, our diet is generally <sup>13</sup>\_\_\_\_\_ (healthy) than thirty years ago and luckily food is <sup>14</sup>\_\_\_\_\_ (expensive) than it used to be for our ancestors!

### 7 In pairs, compare each pair of food items using the comparative of the adjectives from the box.

cheap expensive fattening filling  
good/bad (for you) healthy nutritious  
popular tasty

- fruit and chocolate  
*Fruit is healthier than chocolate.*  
*Chocolate isn't as healthy as fruit.*

- crisps and nuts
- salad and chips
- water and cola
- yoghurt and cream

### 8 VALUES How can you make healthy food choices? Why is this important?



Now go to Workbook page 28 for the next lesson.

- I can use comparatives and superlatives to compare things.





Today is World Food Day, so we're taking a look at

# BREAKFASTS AROUND THE WORLD

What do people in different countries eat for breakfast? How much fruit? How many eggs? Are there any olives? Is there any cheese?

- In pairs, ask and answer the questions.
  - Where do you have breakfast?
  - What do you usually eat for breakfast?
  - Is your typical breakfast healthy?
- Check you understand the food and drink words in the box. In pairs, add more words to the box.

cream croissant cucumber doughnut grapes honey jam lemon melon milkshake muffin mushrooms olives pancake porridge roll salmon salt sugar watermelon yoghurt

- Read the text. In pairs, match people 1-3 with photos A-C.
- 4.1 PRONUNCIATION** Look at the underlined syllables and add the food items from the box to the table below. Listen and check.



butter carrots egg honey jam  
lemon lentils melon muffin  
mushroom nuts pancake

/ʌ/	/e/	/æ/
<u>m</u> uffin, <u>b</u> utter ...	<u>m</u> elon, <u>e</u> gg ...	<u>p</u> ancake, <u>c</u> arrots ...

- SPEAKING** Check you understand the adjectives from the box. Then in pairs, use them to talk about food and drink that you like/don't like/love/can't stand/prefer.

bitter/sweet crunchy/smooth delicious/disgusting fizzy/still fresh/dry hard/soft heavy/light mild/spicy

- Alia** from Gaborone, Botswana

My favourite breakfast is *bogobe*. There aren't many things that are so delicious. It's porridge with some milk, a little sugar and a few pieces of melon. We eat a lot of fruit in Botswana, especially watermelons. In my family, we all drink bush tea for breakfast. It comes from the Rooibos plant and it's a lovely red colour. It's very good for you. You can't drink too much bush tea. I don't put any milk in my tea but you can if you like.

- Laila** from Madrid, Spain

For breakfast, we have lots of toasted bread with tomatoes and herbs or a potato omelette. It's called 'tortilla espanola'. Our breakfast is usually quite simple. A lot of people eat breakfast in cafés or pastry shops. At weekends, I like to have some churros, which are fried sweet pastries. I dip them in a thick, delicious hot chocolate.

- Samer** from Zarqa, Jordan

During the week, I usually eat a bowl of hot *ful*, which is boiled fava beans with lemon juice, olive oil and chillis. I have this with some bread. But at weekends my family and I get together and have a larger breakfast. We have a couple of types of savoury pastries and breads. We eat these with hummus, some olives and a bit of yoghurt. Sometimes I eat too much food and I feel really full afterwards!

Now go to Workbook page 29 for the next lesson.

LESSON 3A GRAMMAR

1 In groups, discuss the strangest/biggest breakfasts you know about.

*The strangest breakfast I know about is my dad's. He eats ...*

Quantifiers

2 Add names of food and drink from the text on page 44 to the table below.

	Countable	Uncountable
Nouns	eggs, <i>olives</i> , ...	fruit, ...
Quantifiers	<i>a couple of</i> , ...	<i>a little</i> , ...

3 Study the Grammar box and *Watch Out!* and find the quantifiers in the text on page 44. Add them to the table in Exercise 2.

Quantifiers

We use:

- *many, too many, a few, a couple of* with countable nouns
- *much, too much, a little, a (little) bit of* with uncountable nouns
- *some, any, a lot of, lots of, enough* with both countable and uncountable nouns

+	There	are	<b>too many/ a lot of/lots of/ some/a few/a couple of/ enough</b>	eggs.
		is	<b>too much/ a lot of/lots of/ some/a little/a (little) bit of/ enough</b>	milk.
-	There	aren't	<b>many/any/ enough</b>	eggs.
		isn't	<b>much/any/ enough</b>	milk.
?	Are	there	<b>any/enough</b>	eggs?
	Is			milk?
	<b>How many</b>	eggs	are	there?
	<b>How much</b>	milk	is	

Grammar Reference and Practice > page 81

WATCH OUT!

There's **a (little) bit of** cheese.

How much cheese is there? There's **a (little) bit**.

There's **a lot/lots of** milk.

How much milk is there? There's **a lot/lots**.

4 Read the forum and choose the correct quantifiers.

Write in and tell us about breakfast in your country

**HuaGuangzhou** 26 July 2.17 p.m.

In China, we don't have <sup>1</sup>*enough* / *some* time to eat breakfast at home, so <sup>2</sup>*a bit* / *a lot of* people eat breakfast while travelling to work.

**Fatima2go** 26 July 5.14 p.m.

I think we eat <sup>3</sup>*too many* / *too much* food in the USA. A popular breakfast is <sup>4</sup>*a few* / *a little* pancakes with <sup>5</sup>*any* / *some* butter and <sup>6</sup>*a little bit* / *a little of* maple syrup. And maybe <sup>7</sup>*a couple of* / *enough* muffins, too!

**Kareem\_knows** 26 July 6.23 p.m.

Polish people eat <sup>8</sup>*lots of* / *much* cold things for breakfast: cheese, meat and fish. There isn't <sup>9</sup>*many* / *much* fresh fruit in a typical Polish breakfast, especially in winter. There aren't <sup>10</sup>*enough* / *some* fresh vegetables, either.

5 In pairs, look at the shopping list and make sentences with *there is/are plus not enough, too many* or *too much*.

Shopping list for a picnic for six people

- 1 bottle of water (330 ml)
- 1 bag of salad
- 12 watermelons
- 2 kilos of yoghurt
- 2 cartons of juice (200 ml)
- 2 small pots of hummus
- 36 bread rolls
- 6 kilos of cheese
- fruit: a banana and a pear

*There isn't enough water.*

Now go to Workbook page 30 for the next lesson.



## LESSON 4A READING AND VOCABULARY

### 1 SPEAKING In pairs, ask and answer the questions.

- 1 Do you enjoy shopping? Say why.
- 2 Which of these things do you like or dislike shopping for?

clothes electronic gadgets food/snacks  
make-up and toiletries (e.g. deodorant,  
shampoo) presents school items  
shoes/trainers

### 2 Study Active Reading and read the text quickly to identify the main idea. What is it about?

- a Hobbies that become a job.
- b How you can get a job as a mystery shopper.
- c What it's like to be a mystery shopper.

#### ACTIVE READING | Understanding the main idea

To understand the main idea of a text:

- read the first paragraph carefully
- read the rest of the text quickly
- don't worry if you don't understand every word.

To understand the main idea of a paragraph:

- look for the key (most important) sentence – it's often the first one
- find the key words and phrases in the paragraph.

### 3 Match headings A–G with paragraphs 1–6. There is one extra heading.

- A No week is the same
- B The negative side of the job
- C Why I became a mystery shopper
- D My plans for the future
- E Skills and qualities of a good mystery shopper
- F The positive side of the job
- G What is a mystery shopper?



4.2

# MUSTAFA MADI, MYSTERY SHOPPER

It seems that most of us enjoy shopping these days. For young people in the UK, shopping is the fourth most popular free-time activity, after watching TV, meeting friends and listening to music. So just imagine somebody paid you to go shopping! Sounds great, doesn't it?





**1**  I'm Mustafa Madi and I'm a mystery shopper. Companies pay me to visit shops and pretend to be an ordinary **customer**. Afterwards, I report on what I saw. Was the shop tidy? Did the **shop assistants** smile? Could they answer my difficult questions? Were the **changing rooms** clean? Was there a long **queue** for the **checkout**?

**2**  I started when I was a student. I wanted to work part-time but I didn't want a normal job because some weeks I was too busy with my studies at college. Mystery shopping was ideal because I could choose to work during quieter weeks.

**3**  Usually my work takes me to **chain stores**, **shopping malls** and **department stores**. But sometimes my job is to visit a cinema or a restaurant. Once I had to stay the night in a hotel (in the most boring town in England!) My favourite job was when I flew to Berlin for a travel agency. It was a lot of fun.

**4**  Being a mystery shopper is harder than some people think. You need a good memory and good writing skills (you have just twenty-four hours to write a 1,600-word report). The most important thing is to be discreet - you have to act 'normally' at all times, even when you're secretly watching people!

**5**  What do I like about my job? Well, the money isn't bad. I also enjoy the variety of being a mystery shopper - it's not always as enjoyable as the trip to Berlin but it's never boring. And finally, I sometimes go back to a shop I visited before. It's always great to see the **service** is better because then I know that my job is making a difference.

**6**  The job isn't perfect, of course. Some companies don't pay you (you just get a **discount** on something you 'bought'). And sometimes there is no work for many weeks. Mystery shopping is a good way to earn extra money but it's not enough to live on.

#### 4 Match the highlighted words and phrases from the text with the definitions.

- 1** help that you get in place such as a shop, restaurant or hotel **service**
- 2** one of a group of shops owned by the same company
- 3** a large shop with different parts that sell different types of things
- 4** a place in a shop where you can try on clothes
- 5** a person who buys goods from a shop
- 6** a large building with lots of different shops
- 7** a reduction in price
- 8** a line of people waiting for something
- 9** a place in a large shop where you pay
- 10** someone whose job is selling things in a shop

#### 5 Complete the sentences with a word or phrase from Exercise 4.

- 1** I get a 20 percent **discount** at the bookshop because I'm a student.
- 2** There were really long \_\_\_\_\_ at the supermarket today - there were only three \_\_\_\_\_ open. Perhaps a lot of the \_\_\_\_\_ are ill.
- 3** Excuse me, where's the \_\_\_\_\_? I'm not sure if these trousers are the right size.
- 4** The shops on the High Street are really quiet on cold days. Everyone prefers to drive out to the \_\_\_\_\_.
- 5** Taylors is the biggest \_\_\_\_\_ in town. You can buy almost everything in one big shop.

#### 6 SPEAKING In pairs, ask and answer the questions.

- 1** What are your favourite chain stores/ shopping malls in your area?
- 2** Which shops in your town have the best/ worst service in your opinion?
- 3** Do you have a customer discount in any shops?

Now go to Workbook page 31 for the next lesson.

## LESSON 5A LISTENING AND VOCABULARY



**1 SPEAKING** Look at the photo and decide what kind of shop it is. Then in pairs, ask and answer the questions.

- 1 What do you do with clothes you don't wear anymore? Do you give them away? If so, who do you give them to?
- 2 Do you (or any people you know) buy second-hand clothes? Where do you get them?
- 3 Are charity shops common in your country?



**2** **4.3** Listen to Part 1 of a radio programme about clothes and decide if statements 1–6 are true or false.

- 1  Buying clothes in charity shops is fun but expensive.
- 2  Nadia is a design student.
- 3  Kings Road is in West London.
- 4  Chelsea is well-known for its clothes shops.
- 5  The charity shops in Chelsea are expensive.
- 6  It's possible that Nadia bought a dress that belonged to a celebrity.

**3** **4.4** In pairs, check you understand the words for clothes and accessories in the box. Then listen to Part 2 of the radio programme and tick the words you hear.



- belt    blouse    bracelet    earrings  
 handbag    hat    kilt    pyjamas  
 raincoat    scarf    suit    sweatshirt  
 tie    tights    underwear

**4** **4.4** In pairs, look at tips 1–10. Which ones are good advice when buying clothes in charity shops? Listen again and check.

- 1  Trust your instincts – buy the first nice thing you see.
- 2  Be patient and take your time.
- 3  Try to check all the clothes in the shop.
- 4  Never buy dirty clothes.
- 5  Don't worry if something looks shabby.
- 6  Don't buy underwear or sleepwear.
- 7  Don't buy second-hand shoes.
- 8  It's better to buy accessories in chain stores.

**5** In pairs, decide what the highlighted words and phrases mean.

- 1 This blouse costs just 7 JOD! What a **bargain!**
- 2 This **designer label** top looks **brand new**.
- 3 These shoes don't **fit** – they're too small.
- 4 This hat is **just perfect for you**.

**6** **4.5** Listen to Part 3 of the programme and complete the notes with 1–3 words in each gap.



- 1 Samia bought a belt, a hat and a designer label sweatshirt.
- 2 Nadia thinks Samia has found good \_\_\_\_\_ in the shop.
- 3 In Nadia's opinion, old clothes bought from charity shops are more \_\_\_\_\_ than our modern clothes.
- 4 She also thinks that old clothes are better \_\_\_\_\_ than newer clothes.
- 5 As the clothes are cheap, you can \_\_\_\_\_ with different fashions.
- 6 Nadia likes shopping in charity shops because you get something for yourself but also \_\_\_\_\_.

**7 SPEAKING** In pairs, ask and answer the questions.

- 1 Where do you usually buy your clothes?
- 2 Do you have your own style?

Now go to Workbook page 32 for the next lesson.

## LESSON 6A SPEAKING

## 1 In pairs, ask and answer the questions.

- 1 Where do you go clothes shopping?
- 2 Do you often go clothes shopping with your parents? Do you enjoy it?



## 2 4.11 Listen to Part 1 of the conversation and answer the questions.

- 1 How is the boy feeling?
- 2 What do you think the boy's opinion is about the shoes his mother is showing to him?



## 3 4.12 Listen to Part 2 of the conversation. Was your guess in question 2 in Exercise 2 correct?



## 4 4.13 Study the Speaking box. Then listen to the whole conversation again and tick the expressions you hear.

## SPEAKING | Opinions

## Asking for opinions

- What do you think?
- Don't you think ...?
- What's your opinion/view?

## Giving opinions

- I think/believe ...
- In my opinion/view, ...
- If you ask me, ...
- Personally, ...
- Frankly, ...
- To be honest, ...
- It seems to me ...

## Agreeing

- Absolutely.
- I agree (with you).
- I totally agree.
- Me too!
- You're right.
- I couldn't agree (with you) more!

## Partly agreeing

- You've got a point but ...
- I suppose so.
- Fair point, but ...

## Disagreeing

- I know what you mean but ...
- I'm not sure about that.
- I don't think so.
- I don't agree.
- I disagree.
- No way!

## 5 4.14 Complete the conversation with one word in each gap. Listen and check.



**Abeer** Wow, Nadia! I think you look fabulous.

**Dana** Yeah, me <sup>1</sup>too! What an amazing dress, Nadia.

**Nadia** Thanks, guys! It's second-hand. I bought it from a charity shop for five pounds.

**Abeer** Really? Doesn't it feel strange to wear somebody else's old clothes?

**Nadia** No, I don't think <sup>2</sup>\_\_\_\_\_. What do you mean?

**Abeer** Well. Perhaps somebody died in it? I don't think I could wear second-hand clothes. What do you <sup>3</sup>\_\_\_\_\_, Dana?

**Dana** No, I <sup>4</sup>\_\_\_\_\_ agree. I sometimes wear my mum's old things. If you ask <sup>5</sup>\_\_\_\_\_, it's nice you can give some old clothes a 'second life'.

**Nadia** I totally <sup>6</sup>\_\_\_\_\_. And in my <sup>7</sup>\_\_\_\_\_, the quality is much better than new clothes. No horrible synthetic materials ...

**Dana** I couldn't agree more!

## 6 In groups of three, practise the dialogue in Exercise 5.

## 7 In pairs, look at the statements below. Take turns to give your opinion and ask your partner if he/she agrees or disagrees.

1 It's important to look smart at all times.

2 Designer labels are a waste of money.

3 One shirt/jacket/sweater is enough.

*Personally, I think it's important to look smart at all times. What's your opinion?*

Now go to Workbook page 33 for the next lesson.





Dear Sir/Madam,

- 1 I am writing to complain about the quality of the service in your company.
  - 2 On 3 August this year, I purchased a set of BestChef knives from your website. It arrived on time, but when I opened the box, I found a set of teaspoons. This was most inconvenient because I need the knives for my college course.
  - 3 I returned the set of spoons immediately and sent an email explaining why. I received an automated response. Two weeks later a package arrived. Unfortunately, the package contained the same set of spoons as before! I called your company to complain but didn't manage to speak to anyone. To make matters worse, I had to pay for the calls.
  - 4 I feel you should improve the quality of your service. In your returns policy on your website you promise a prompt refund or exchange if anything is unsatisfactory but sadly, that is not true. This is unacceptable. You should also employ people to answer emails and phone calls instead of using automated responses.
  - 5 I believe you should send me the knives I ordered with a refund of 89 JOD as compensation for the inconvenience that it caused. I look forward to your reply.
- Yours faithfully,

Eman Haddad

- 1 **SPEAKING** Have you ever bought something online? Did you have any problems with it? Explain.
- 2 **Read the letter of complaint and answer the questions.**
  - 1 What does Eman complain about?
  - 2 What suggestions does she make to the company to improve their service?
  - 3 What does she want the company to do?
- 3 **In pairs, look at Eman's letter again and match paragraphs 1-5 with their contents a-e.**
  - a  Suggestions to improve the company's service.
  - b  What Eman did and the other problems she had.
  - c  The reason for writing.
  - d  The type of compensation Eman wants.
  - e  What went wrong and the problems it caused.
- 4 **Match the underlined expressions in Eman's letter with their paraphrases.**
  - 1 Another problem was ...  
*To make matters worse ...*
  - 2 It was a big problem.
  - 3 I expect you to write back to me.
  - 4 I can't tolerate this situation.
  - 5 I feel sad to say ...

## 5 Study the Writing box and complete the sentences with words.

- 1 I believe that you \_\_\_\_\_ improve this product.
- 2 I am writing to \_\_\_\_\_ about this poor quality of this coffee machine.
- 3 Yours \_\_\_\_\_, ...
- 4 I look \_\_\_\_\_ to your reply.
- 5 This expensive coffee machine is such poor quality. This is \_\_\_\_\_.

### WRITING | A formal letter of complaint

#### Paragraph 1

Give your reason for writing:

**I am writing to complain about ...**

#### Paragraphs 2-3

Say what went wrong, what you did and what other problems you had:

**Unfortunately, .../Sadly, ...**

**This was most inconvenient/a big problem.**

#### Paragraph 4

Give suggestions on ways the company can improve its service:

**This is unacceptable.**

**I feel that you should improve .../change .../make sure .../check ...**

#### Paragraph 5

Say what compensation you want:

**I believe you should give me a refund/an apology.**

#### Formal beginning and ending

Remember to begin and end your letter with formal expressions:

**Dear Sir/Madam, ...**

**I look forward to your reply.**

**Yours faithfully, ...**

## 6 Study Watch Out! and complete the sentences with a/an or the.

- 1 **The** shop where I work opens at nine o'clock.
- 2 She gave me \_\_\_ receipt. I put \_\_\_ receipt in my pocket.
- 3 Has this product got \_\_\_ guarantee? How long is \_\_\_ guarantee?
- 4 Can I speak to \_\_\_ manager, please? I wish to make \_\_\_ complaint.

### WATCH OUT!

We use **a/an** to talk about a person or thing for the first time. When we mention the same person or thing again, we use **the**:

*We had **an** exam in the afternoon. After **the** exam, I went back to the shop.*


We also use **the** to talk about one specific person or thing:

***The** shop assistant refused to give me my money back.*

Grammar Reference and Practice > page 81

## 7 WRITING TASK Write a letter of complaint about the problem below. Use the Writing box and Watch Out! to help you.

You ordered a pair of trainers online. They cost 49.99 JOD. They arrived the next day but they were the wrong size (too big). You sent them back. A week later another pair arrived, but they were too small. You returned them. Finally, they sent you the right size, but they were the wrong colour.

 Use the Graphic Organiser to help you plan your writing.



Now go to Workbook page 34 for the next lesson.

## VOCABULARY AND GRAMMAR

### 1 Choose one or two words that go with each container.

- 1 a bar of *chocolate* / *coffee* / *jam*
- 2 a bottle of *butter* / *cheese* / *water*
- 3 a can of *beans* / *water* / *sugar*
- 4 a jar of *chips* / *honey* / *olives*
- 5 a packet of *biscuits* / *crisps* / *melons*
- 6 a carton of *croissants* / *juice* / *milk*

### 2 Complete the sentences with the words from the box.

bargains bracelets designer hat raincoat scarf second-hand suit **sweatshirt** tights

- 1 When it's cold and wet, I wear a **sweatshirt** on top of my T-shirt, \_\_\_\_\_ under my skirt, a \_\_\_\_\_ around my neck, a \_\_\_\_\_ on my head and a heavy \_\_\_\_\_ to keep me dry.
- 2 My dad works in a bank, so he has to wear a \_\_\_\_\_.
- 3 Charity shops sell \_\_\_\_\_ clothes, not new clothes. You can find fantastic \_\_\_\_\_ – last week I bought a \_\_\_\_\_ label dress for only 5 JOD! I often buy jewellery like \_\_\_\_\_ and earrings there.

### 3 Which words match these definitions?

- 1 a place where you can try on clothes  
**changing room**
- 2 a person who helps you in a shop
- 3 the place where you pay in a supermarket
- 4 a big shop which sells different things on different floors
- 5 a type of shop which is exactly the same in different cities
- 6 a big building with lots of different shops, some big and some small.

### 4 Complete the second sentence so that it means the same as the first one.

- 1 The tea is very hot. I can't drink it.  
The tea is **too hot** for me to drink.
- 2 My meal doesn't look as nutritious as yours.  
Your meal looks \_\_\_\_\_ mine.
- 3 This bottle of juice is too small for me.  
This bottle of juice is not \_\_\_\_\_ for me.
- 4 To me, cooking is more exciting than cleaning.  
To me, cleaning is \_\_\_\_\_ cooking.
- 5 This supermarket sells the freshest vegetables.  
No other supermarket sells \_\_\_\_\_.
- 6 Other restaurants in our town are less crowded than this one.  
This restaurant is \_\_\_\_\_ in our town.

### 5 Choose the correct words a-c to complete the sentences.

- 1 I haven't got **much** time. Can you help me, please?  
**a** much      **b** some      **c** a little
- 2 \_\_\_\_\_ chocolate do you usually eat in one week?  
**a** How much    **b** How many    **c** How few
- 3 \_\_\_\_\_ people do their shopping online but I don't believe it's safe.  
**a** Much      **b** A couple of    **c** Lots of
- 4 I think there are \_\_\_\_\_ desserts to choose from. I don't really know which one to get.  
**a** too much    **b** too many    **c** not much
- 5 Please try this cake – it doesn't contain \_\_\_\_\_ sugar.  
**a** a little      **b** any      **c** some
- 6 Excuse me, have you got \_\_\_\_\_ jeans in a size 8?  
**a** too many    **b** a few      **c** any





## USE OF ENGLISH

- 6 Complete the second sentence using the word in bold so that it means the same as the first one. Use no more than three words including the word in bold.


### STRATEGY | Key word transformations

Make sure you read the first sentence carefully and understand the meaning. The second sentence must be as close to that meaning as possible.

- 1 There isn't a worse shop in town. **THE**  
It's *the worst shop* in town.
- 2 Top Pizzeria is better than Luigi's. **AS**  
Luigi's isn't \_\_\_\_\_ Top Pizzeria.
- 3 Rashed's fit but not as fit as Zaid. **THAN**  
Rashed's \_\_\_\_\_ Zaid.
- 4 Sana has only got a little money. **MUCH**  
Sana has \_\_\_\_\_ money.
- 5 There's no sugar in this tea. **ANY**  
There \_\_\_\_\_ sugar in this tea.
- 6 There's too much food on the table. **ENOUGH**  
There \_\_\_\_\_ space on the table for all the food.

Use of English > page 85

## LISTENING

- 7  **4.16** You are going to hear eight short recordings. Read questions 1–8 and the possible answers. Then listen and choose the correct answer for each recording.



### STRATEGY | Multiple choice task

If you're not sure which option to choose, use the method of elimination: start by crossing out the answer which is definitely wrong, then the one which you think is probably wrong, until you are left with only one option.

- 1 What did the boy have for lunch yesterday?  
**a** a beef burger  
**b** fried eggs on toast  
**c** a tomato salad
- 2 Where are the people?  
**a** in a supermarket  
**b** in a restaurant  
**c** at home
- 3 Who is the man?  
**a** a shop assistant  
**b** a store manager  
**c** a customer
- 4 What did the man think of the cake?  
**a** It was delicious.  
**b** It was spicy.  
**c** It was hard.
- 5 How much pepper is in the woman's soup?  
**a** too much  
**b** not enough  
**c** none
- 6 Where did the woman buy the dress?  
**a** in a shopping mall  
**b** in a department store  
**c** in a charity shop
- 7 What does the boy want to do with the trousers?  
**a** try them on  
**b** exchange them  
**c** return them
- 8 What does the man complain about?  
**a** receiving the wrong product  
**b** receiving a faulty product  
**c** receiving the product late

## WRITING

- 8 You recently had a terrible meal in a restaurant. Write a letter to a family member explaining why the meal was so bad and what you did about it.





1 Which types of adverts from the box do you most often see/hear? Which do you think are the most attractive?

billboards Internet advertising posters  
TV/radio commercials



2 4.17 Listen to the conversation between Ibrahim and Nasser and answer the questions.

- 1 What did Ibrahim buy?
- 2 Why did he buy it?
- 3 How does he feel now about what he bought?

3 In pairs, ask and answer the question.

Have you ever bought something because of an advert?



4 4.18 Listen to three radio commercials and complete the table.

	Product advertised	Reason for buying
Advert 1	<i>smartphone</i>	
Advert 2		
Advert 3		

5 Read the text and match advertising techniques 1–6 with example adverts A–D. There are two extra techniques.

A

C

B

D



# THE SECRETS OF ADVERTISING

We live in a world of advertisements. They are everywhere: on TV, on social media and the Internet and on billboards. But how do they work? Here are some of the most common advertising techniques.

## 1 Bandwagon advertising

To 'jump on the bandwagon' means to do what other people do. The advertiser shows us what other people are buying and tells us that we should buy it, too.

## 2 Facts and statistics

Advertisers use these to make their product appear better and more effective than other products on the market.

## 3 Using celebrities

Famous people, who probably have never used the product, recommend the product to customers. This technique works because wearing the same watch as your favourite actor makes you feel like a star too.

## 4 Emotional appeal

Adverts often play with our feelings and tell us that we need to buy a specific product to be 'cooler' and more beautiful. They can also use our fear of getting old or sick, or having an accident.

## 5 The ideal family

Do you know why families in TV adverts are always so happy? It is a promise to us that if we buy what that family are buying, we can be happy, too!

## 6 Special offer

This technique makes us believe that we get something for nothing or are buying something at a special price.

## 6 Complete the gaps with the words from the box.

advert features only reviews  
techniques wisely

## LIFE SKILLS | How to be a smart consumer

- Buy <sup>1</sup>only what you need.
- Do not buy a product on impulse or because of an <sup>2</sup>\_\_\_\_\_.
- Think about what <sup>3</sup>\_\_\_\_\_ the advertisers use to sell their product.
- Read online <sup>4</sup>\_\_\_\_\_ and research the <sup>5</sup>\_\_\_\_\_ of a product before you buy it.
- Spend your money <sup>6</sup>\_\_\_\_\_.

## 7 In pairs, talk about which item you would most like to buy.

- a luxury car
- new house
- an exotic family holiday

## 8 Do the task below.

## LIFE SKILLS | Project

**A** Find 1-2 examples of different types of adverts (on TV, on the Internet, in magazines, etc.) and bring them or their descriptions to the next class.

**B** Present your adverts to the class. Talk about:

- what product they advertise
- what each advert promises the customer
- which advertising technique each advert uses (if any)
- what you think about the product and the advert

Now go to Workbook page 35 for the next lesson.



# 05

## Fit and well

### VOCABULARY

Home, household chores, fitness, health (see the word list on page 76)

### GRAMMAR

Modal verbs, past modal verbs [Use of English > page 86](#)

### LISTENING

Understanding a podcast about setting up a home gym  
Permission

### SPEAKING

### READING

Understanding a text about 'blue zones' around the world  
A note/short message

### WRITING

### VIEWING AND

### PRESENTING

tidying, chores, homes, exercise, healthy living, university, novels

**1** Read the first paragraph of the text below. Then in pairs, say if you have 'unnecessary things' at home. Give examples.

**2** Read the text. Then, in pairs, ask and answer the questions.

- 1 What are the advantages of being a minimalist?
- 2 Are you a messy person or are you organised?
- 3 How often do you tidy up your room?
- 4 Do you throw things out regularly or do you hold onto things?
- 5 How do you get rid of stuff you don't want any more?



## Malek THE MINIMALIST

### WHAT IS MINIMALISM?

It's living without unnecessary things. My flat used to be really messy, but then I read a great Japanese book about tidying up. It changed my life.

### DO YOU HAVE TO GET RID OF ALL YOUR THINGS TO BE A MINIMALIST?

No, you have to get rid of a lot but you mustn't get rid of everything. You have to keep some things but you should only keep things you really like. You shouldn't hold onto things for sentimental reasons. Don't keep that sweater just because it was a present from your grandmother. We all have lots of things we never use. You don't need more than three shirts, or four pairs of trousers, or one spoon, one mug, one bowl ...

### SO, SHOULD WE THROW OUT ALL THE THINGS WE DON'T USE?

You don't have to throw them in the bin. You could give them to friends or donate them to a charity shop like I do.

### WHAT'S IT LIKE BEING A MINIMALIST?

It's good. You don't have to spend so much time cleaning or tidying up because you don't have so many things. But you must be organised. You mustn't leave things lying around on surfaces. My bedroom is tiny but it's neat and tidy: there's a place for everything and everything is in its place. When your home is tidy, you feel happier. Another advantage is that if you don't buy stuff you don't need, you can afford to buy good quality, so you have beautiful things that you love instead of rubbish you don't really like.

## LESSON 1A VOCABULARY AND GRAMMAR

- 3 Look at the table below and find the things that you can see in the photos. Then in pairs, add more words to the categories.

Furniture and decorations	wardrobe, curtains, carpet, rug, ...
Fixed things	windowsill, radiator, stairs, ...
Places for things	drawer, hanger, surface, ...

## Modal verbs

- 4 Find verbs 1-7 in the text and match them with their meanings a-f. Use one meaning twice.

- |  |                             |
|--|-----------------------------|
| 1 <input type="checkbox"/> should        | a it's necessary            |
| 2 <input type="checkbox"/> have to       | b it isn't necessary        |
| 3 <input type="checkbox"/> shouldn't     | c it's a good idea          |
| 4 <input type="checkbox"/> don't have to | d it isn't a good idea      |
| 5 <input type="checkbox"/> could         | e it isn't allowed          |
| 6 <input type="checkbox"/> must          | f it's a suggestion/an idea |
| 7 <input type="checkbox"/> mustn't       |                             |

- 5 Study the Grammar box and *Watch Out!* and check your answers to Exercise 4.

## Modal verbs

*must/have to* = it's necessary

You **must** do exercises every day.

You **have to** throw the rubbish out on Thursdays.

*don't have to* = it isn't necessary

You **don't have to** go to Japan to be a minimalist.

*should* = it's a good idea

You **should** watch that film; it's good.

*shouldn't* = it isn't a good idea

You **shouldn't** wear pink; it doesn't suit you.

*mustn't* = don't do it, it isn't allowed

You **mustn't** eat here.

*could* = it's a suggestion/an idea

You **could** lend me that book if you like.

Grammar Reference and Practice > page 82


## WATCH OUT!

*Must* and *Have to* both mean that something is necessary but they're not exactly the same. We typically use *must* for personal opinions and *have to* for facts, rules or external obligations.

- 6 Choose the correct verbs to complete the tips.

## TOP TIPS FOR MINIMALISTS

- 1 To be a minimalist, you *could* / *have to* be organised and disciplined.
- 2 You *could* / *shouldn't* start by making a list of all the things you own.
- 3 You *mustn't* / *should* keep anything that you don't use regularly.
- 4 You *should* / *shouldn't* get multipurpose things, e.g. a sofa bed.
- 5 You *don't have to* / *must* throw things out if you don't use them.

- 7  5.1 Malek's family come to visit. Complete the sentences with verbs from the Grammar box. Then listen and check.



- 1 **Uncle** Yes, it's a very neat bedroom. Ramzi, you **should** keep your room this tidy!
- 2 **Aunt** I \_\_\_\_\_ have a cup of tea, nephew. I'm really thirsty.
- 3 **Aunt** You \_\_\_\_\_ wear the same clothes all the time. You \_\_\_\_\_ put on that sweater your grandmother gave you. It's nice and warm.
- 4 **Aunt** It's not right.
- 5 **Malek** You might \_\_\_\_\_ share a mug. We've only got three cups.
- 6 **Uncle** Three mugs! You should get some more.
- 7 **Malek** If you're a minimalist, you \_\_\_\_\_ keep things that you don't use.

- 8 **SPEAKING** Do you agree or disagree with these statements? Discuss in pairs.

- 1 You have to tidy up your bedroom every day.
- 2 You mustn't throw all your rubbish in the same bin.
- 3 You should always do the dishes as soon as you finish eating.
- 4 You must be organised in life to be happy.  
*I don't have to tidy up my room every day but I have to do it every weekend.*

Now go to Workbook page 36 for the next lesson.

## LESSON 2A VOCABULARY | Household chores

- SPEAKING** In pairs, look at the cartoon. What do you think of Mum's idea? Could it work in your home?
- Complete the collocations for household chores with the words from the box. Use the to-do list in Exercise 1 to help you.

the carpets    the furniture    the rubbish  
the washing machine    your bed  
~~your room~~    your shoes

- tidy up your room
- dust \_\_\_\_\_
- vacuum \_\_\_\_\_
- take out \_\_\_\_\_
- make \_\_\_\_\_
- empty \_\_\_\_\_
- polish \_\_\_\_\_

- Make more household chores using a verb from box A and a noun from box B. You can use some of the verbs and nouns more than once.

**A** air clean do iron mop/sweep  
set/clear wash up/dry wipe

**B** a shirt the cooker the cooking  
the dishes the floor the house  
the surfaces the table

*air the house, ...*

- In pairs, answer the questions. Use the phrases from Exercise 3 and *Watch Out!*
  - Which chores do you do or help with at home?
  - Which chore is the worst in your opinion?  
*I always/sometimes/never ...*  
*I think cleaning the cooker is the worst chore.*



### WATCH OUT!

*do* the chores/the housework/the dishes/the windows/ the cooking/the cleaning/the washing-up/the ironing/ the dusting, etc.

but **make** your bed/breakfast/a meal/a cup of tea/a sandwich

- In pairs, say what we use these home appliances to do. Which appliance is the most useful?

dishwasher freezer fridge iron kettle  
microwave oven vacuum cleaner  
washing machine

*You use a microwave to cook or heat up food.*

- In groups, think of chores we don't have to do anymore because of technology. Use the vocabulary from Exercises 3 and 5.

*Thanks to the vacuum cleaner we don't have to sweep the floor with a brush, and thanks to the washing machine, we ...*

Now go to Workbook page 37 for the next lesson.



## LESSON 3A GRAMMAR

1 **SPEAKING** In pairs, ask and answer the questions.

- 1 Is it easy or hard for young people to move out of their family home and start living on their own?
- 2 What are the good/bad sides of sharing a flat with people your own age?

2 **Read the article. Does it mention any of your ideas from Exercise 1?**

## A GUIDE FOR NEW STUDENTS

FREEDOM!  
OR IS IT?

Akil Sha'er

When you were at school, you had to be there from 8.30 to 3.30 every day. You had to wear a uniform. You couldn't leave school at lunchtime and you couldn't bring food from home. But when you're a student at university, you don't have to follow the same rules.

I remember my first weeks at university. Suddenly I didn't have to go to class every day. I could wear what I wanted. I didn't have to eat school dinners — it was my decision. I could spend every evening with my friends. I could eat when I wanted.

But student life wasn't perfect. Firstly, food didn't just appear like it did at home. You had to buy it and then cook it! Secondly, there were four other guys in my flat and nobody wanted to clean the bathroom. I had to write a list so everyone knew when they had to clean it.

It was then I realised two things: one, I was becoming an adult, and two, freedom has a downside.

## Past modal verbs

3 **Find sentences in the article that have the same meaning as the sentences below.**

- 1 I was allowed to eat when I wanted.  
*I could eat when I wanted.*
- 2 You weren't allowed to leave school at lunchtime.
- 3 It was necessary to eat meals at regular times.
- 4 It wasn't necessary to eat school dinners.

4 **Study the Grammar box and find more examples of past modals in the article.**

## Past modal verbs


*could* = it was possible or allowed in the past  
I **could** do what I wanted as a child.

*couldn't* = it wasn't possible or allowed  
We **couldn't** open the door yesterday.

*had to* = it was necessary  
He **had to** wear a uniform to school.

*didn't have to* = it wasn't necessary  
I **didn't have to** get up early this morning.

Grammar Reference and Practice &gt; page 82

5  **5.2** Read about teenage life in Britain in 1958. Complete the sentences with the correct past modal verbs. Then listen and check.

- 1 Most teenagers *had to* leave school at sixteen so they \_\_\_\_\_ earn money.
  - 2 Most young people \_\_\_\_\_ go to university.
  - 3 Teenagers \_\_\_\_\_ give most of the money they earned to their parents.
  - 4 Most boys \_\_\_\_\_ spend eighteen months in the army.
  - 5 Most people \_\_\_\_\_ wash their clothes in a washing machine.
- 6 **Use the phrases below and the verbs from the Grammar box in Exercise 4 to make sentences about the time when you were ten.**

do a lot of homework   go to bed early  
play video games   wear school uniform

*When I was ten years old, I didn't have to do a lot of homework.*


Now go to Workbook page 38 for the next lesson.

## LESSON 4A SPEAKING

- 1** In pairs, check you understand the phrases in the box. Then use them to complete the sentences below.

bring your own hairdryer/towel/toothpaste  
bring a gift clean the room  
have fun help yourself to food and drink  
leave a mess on surfaces  
give them time to relax make a special meal  
make plans sleep a lot

- When guests come to stay in your house, you should/shouldn't ...
- When you go to stay in a friend's house, you should/shouldn't ...

- 2**  **5.3** Study the Speaking box and *Watch Out!* Then listen to Part 1 of the conversation and choose the phrases you hear in the sentences below.



- Amani** *Is it alright / Do you mind* if I come in?  
**Lama** *Yes, of course / go ahead.*
- Lama** Can I take your coat?  
**Amani** *No, I'm afraid not / please don't.* It's a bit cold.
- Amani** *Do you mind if I / Can I* keep my shoes on?  
**Lama** *No, I don't mind / you can't.* Of course not.

### SPEAKING | Permission

Question	'Yes'	'No'
Can I have this banana?	Yes, of course.	Sorry, you can't. That's my breakfast.
Is it alright if I change the channel?	Sure, go ahead.	I'm afraid not. This is my favourite show.
Do you mind if I open the door?	No, of course not.	Please don't. It's a bit cold.
Do you mind if we rest?	No, I don't mind.	Yes, I do. We need to exercise.

### WATCH OUT!

**Do you mind if ...? = Is it a problem for you if ...?**

If someone asks you *Do you mind if...?* and it isn't a problem, you should answer *No* (= *No, it isn't a problem.*)


**Do you mind if I say something?**

**No, I don't./No, that's no problem.**

If something is a problem, you should answer *Yes* (= *Yes, it's a problem.*)

**Do you mind if I borrow your hairdryer?**

**Yes, I do, sorry. I'm using it at the moment.**

- 3**  **5.4** Complete the exchanges with two or three words in each gap. Listen to Part 2 of the conversation and check.



- Lama** This is your room.  
**Amani** It's very nice but is it <sup>1</sup>*alright* if I close the window?  
**Lama** Sure, <sup>2</sup>\_\_\_\_\_.
- Amani** Sorry to ask but <sup>3</sup>\_\_\_\_\_ have a shower?  
**Lama** I'm sorry, <sup>4</sup>\_\_\_\_\_. There isn't a shower.  
**Amani** Do <sup>5</sup>\_\_\_\_\_ if I have a bath then?  
**Lama** No, <sup>6</sup>\_\_\_\_\_ not.
- Amani** Do <sup>7</sup>\_\_\_\_\_ I use your Wi-Fi connection?  
**Lama** Yes, <sup>8</sup>\_\_\_\_\_! I'm just joking. That's no problem.

- 4** In pairs, ask for permission and respond appropriately. Student A, go to page 87. Student B, go to page 88.


**A** *Can I take this chair?*

**B** *No, I'm sorry you can't. I'm sitting on it.*


Now go to Workbook page 39 for the next lesson.

## HUSSEIN HASSANI'S FITNESS BLOG

GET FIT WITH HUSSEIN!



	VLOG	PODCAST
How to <b>get fit</b>	•	•
The importance of <b>warming up</b>	•	•
Gyms & <b>personal trainers</b>	•	•
<b>Jogging</b> to a healthy <b>heart</b>	•	•
<b>Working out 1: press-ups</b> and <b>weight training</b>	•	•
Working out 2: <b>sit-ups</b> , <b>pull-ups</b> and <b>stretching</b>		•
How to set up a home gym		•
<b>Burning off calories</b> with <b>aerobics</b>		•



**1 SPEAKING** In pairs, ask and answer the questions.

- 1 How much exercise do you get in a week?
- 2 Generally, do you feel fit or unfit?
- 3 What would you like to do to get fitter?

**2** Read the introduction to Hussein's blog. Check you understand the highlighted words. Then in pairs, ask and answer the questions.

Do you always warm up before you exercise or play sports? What do you do?



**3** **5.6** Listen to Part 1 of Hussein's podcast and choose the correct answers.

- 1 What is today's podcast about?
  - a jogging
  - b gyms and personal trainers
  - c doing exercises at home
- 2 What does Hussein say about setting up a gym at home?
  - a It's expensive.    b It's easy.
  - c It's difficult.



**4** **5.7** Listen to Part 2 of the podcast and match photos A-D with pieces of equipment 1-4.

- |  |  |
|--|--|
| 1 <input type="checkbox"/> yoga mat    | 3 <input type="checkbox"/> dumbbells       |
| 2 <input type="checkbox"/> pull-up bar | 4 <input type="checkbox"/> resistance band |



**5** **5.8** Study Active Listening. Then listen to extracts from the podcast and decide if words 1-3 are nouns, adjectives or verbs.



- 1 treadmill    2 spare    3 breathe

**ACTIVE LISTENING** | New words

When you hear a new word in a recording:

- decide what kind of word it is (noun, verb, adjective, etc.)
- use the context (information that comes before or after the word) to give you clues about the meaning
- ask yourself if the word is similar to another word you know or to a word in your language

**6** **5.8** Listen again and match words 1-3 from Exercise 5 with their meanings a-c.


- a  to send air into and out of your lungs
- b  a piece of exercise equipment
- c  not used, free or available

**7 SPEAKING** In pairs, ask and answer the questions.

- 1 Do you think a home gym is a good idea? Say why.
- 2 What are the best ways to keep fit in your opinion?

Now go to Workbook page 40 for the next lesson.





## LESSON 6A READING AND VOCABULARY

**1 SPEAKING** In pairs, match photos A–D with places 1–4 below. Check your answers on page 87. Then say in which of the places you would most/least like to live and why.

- 1  a small town in Sardinia, Italy
- 2  the suburbs in Southern California
- 3  a village in Costa Rica
- 4  the city of Okinawa, Japan



**5.15**

SAWSAN WASSEF

## 'BLUE ZONES' AND WHAT WE CAN ALL LEARN FROM THEM

The suburbs of a town in San Bernardino County, California; villages in Greece and Costa Rica; a city in Okinawa, Japan; a small town in Sardinia. At first sight, these places are very different. But

5 Dan Buettner, an American writer and explorer, noticed that these very different places have one thing in common: people there have a good chance of living to be 100 years old or more. He

10 called these places 'blue zones' and decided to spend time with the people who lived there to try to find out the secret to their long lives. The first thing Dan noticed about the inhabitants of blue zones was their healthy diet. They eat a lot of fruit and vegetables. They don't eat much meat but get their protein from beans, lentils or nuts. They don't eat many dairy products, either. Their diets are low in sugar and salt. And they

don't consume a lot of fast food or soft drinks.

20 Secondly, Dan noticed that people stop eating when they no longer feel hungry – not when they feel 'full up'. Most importantly, in blue zones people see food as a gift and meals as a special time. They switch off TVs or smartphones and give

25 thanks before they eat. Then they sit, eat, talk, take their time and enjoy their food.

Another thing that Dan noticed was that people living in blue zones all seem to share certain habits in their lifestyles. They get exercise naturally by

30 working outdoors. They stay fit by walking (not driving). And they sleep well (seven or eight hours a night, usually).

Finally, Dan found that the inhabitants of blue zones in all those different places around the world have a similar way of looking at life. They

35 are generally optimistic. Community is very important to them. Neighbours, friends and family come together often, and people from different generations (for example grandparents


40 and grandchildren) have a lot of contact with each other. Older people are important and respected members of the community.

**2** In pairs, say what you think the places in the photos on page 62 have in common. Then quickly read the first paragraph of the article and check your ideas.

**3** Read the rest of the article and choose the correct answers.

- 1** People in blue zones
- have very little in common.
  - move there when they're old.
  - often live longer than normal.
  - don't share their secret with others.
- 2** Dan Buettner
- was the first person to travel to all these places.
  - wanted to live to be 100.
  - thought of the phrase 'blue zones'.
  - gave the people in 'blue zones' some advice about food.
- 3** Meals in blue zones
- are a chance for people to be alone.
  - are a time to relax.
  - last a short time.
  - are special silent occasions.
- 4** It's true to say that people in blue zones
- work very hard.
  - have active lifestyles.
  - don't have cars.
  - go to bed early.
- 5** The people Dan spent time with
- are never unhappy.
  - are all sad.
  - spend a lot of time with others.
  - love older people more than others.



**4**  **5.16 PRONUNCIATION** Listen and underline the different word stress in the words in bold. How do the meanings change?

- There is fresh **produce** at the market.
  - They **produce** delicious cookies at that factory.
- I keep a **record** of how far I walk each day.
  - Can you **record** that cooking show, please?

- I need to **increase** the amount of fruit I eat.
  - There is an **increase** in fast-food restaurants in our town.

**5** Use the highlighted collocations related to health and lifestyle from the article to complete the statements below.

- I don't eat many **dairy products** but I love yoghurt!
- Our school shop doesn't sell \_\_\_\_\_ - you can only buy water.
- The only time I \_\_\_\_\_ is when I take the rubbish out.
- When my grandmother cooks for us, we feel really \_\_\_\_\_ afterwards!
- I go to a gym to work out so I can \_\_\_\_\_.
- I want to \_\_\_\_\_ so I can be fitter.
- I don't have a healthy diet - I eat too much \_\_\_\_\_ like burgers and fries.
- I love popcorn - it's got lots of vitamins and it's \_\_\_\_\_ and calories!
- I don't usually \_\_\_\_\_ before exams.

**6** **SPEAKING** In groups, read these 'blue zone' tips for healthy living. Which things do you do already? Which are the most difficult to follow? Which would you like to do?

- Drink water instead of soft drinks.
- Sleep for eight hours.
- Eat a lot of nuts.
- Switch off your TV/phone during meals.
- Walk instead of taking a bus or going by car.
- Don't eat too much (or any) meat.
- Watch something funny on the Internet as part of your day.
- Stop eating snacks.
- Eat just two meals a day.
- Go without food on one day a week.
- Eat five pieces of fruit every day.
- Spend more time with your neighbours.

Now go to Workbook page 41 for the next lesson.



## LESSON 7A WRITING | A note/short message

- In pairs, describe the photo. Who are the people? Where are they? Why are they there? How do they feel?
- Read the notes and messages 1–7 and look at the names in the box. Then in pairs, say who wrote each message and who they wrote it to.

himself Samer Samer's mum  
Samer's grandad  
Samer's neighbour Hamed

1 *Samer's mum wrote a message to Samer.*

- Read the notes again and answer the questions.

- Why is Samer's Grandad in hospital?
- What three ideas does Samer have for a present for his dad?
- What time does the bus to Hereford leave London? What time does it arrive?
- What does he ask Hamed to do?
- How does Samer want to get to the hospital from Hereford bus station?

- Study the Writing box and write the full forms of sentences 1–9 from the messages.

- I tried to call you but \_\_\_ \_\_\_ no answer.
- \_\_\_ bad news.
- \_\_\_ \_\_\_ think \_\_\_ u can water the plants?
- Check out \_\_\_ London – Hereford buses.
- Get H \_\_\_ \_\_\_ water \_\_\_ plants.
- \_\_\_ have to go home.
- \_\_\_ instructions \_\_\_ on \_\_\_ fridge.
- \_\_\_ jug \_\_\_ in \_\_\_ top cupboard.
- \_\_\_ on \_\_\_ bus now. \_\_\_ gets in at 3.40 p.m.

- Hamed,

  - plants in the kitchen and living room
  - jug in the top cupboard
  - change the water if it's brown
  - don't water the cactus!

Thanks!

- Get well soon, Dad.  
Love you  
Lubna

- On bus now. Gets in at 3.40 p.m. Want to pick me up or shall I get a taxi?



1

Tried to call you but no answer. Bad news. Grandad's in hospital. Poss heart attack. 😞 You mustn't worry but maybe you should come asap? ❤️

2

Things to do

- Check out London – Hereford buses
- Get H to water plants
- Present for Grandad – chocs? grapes? book?

3

bus Lon-Her –  
dep 11.30 a.m.-  
arr 3.40 p.m.

4

My grandad's ill, have to go home. Think u can look after Cleo and water the plants? Instructions on fridge. Thx. Samer



## WRITING | A note/short message

- In notes and short messages, you can leave out:
  - greetings and polite expressions like *Dear ..., How are you?, Best wishes, ...* etc.
  - pronouns like *I, you, he, she, there*, etc. and auxiliary verbs like *be, do, have*, etc. at the start of sentences:

† love you.

~~Do you~~ want to pick me up?

- the verb *to be* and the definite article (*the*):

~~The~~ plants are in ~~the~~ living room.

- You can use contractions, initials and emoticons instead of full names and words:

Get H to water plants. (H = Hamed)

Dep 11.30 (Dep = Departure)

😊 (I'm happy)

- To give instructions in notes and messages, you can use imperatives and bullet points:

- check out bus and train times
- don't water the cactus

- To give instructions in notes and messages, you can use imperatives and bullet points:

- check out bus and train times
- don't water the cactus

## 5 Match the contractions and symbols 1–10 with their meanings a–j.

- |                                  |                       |
|----------------------------------|-----------------------|
| 1 <input type="checkbox"/> Poss  | a and                 |
| 2 <input type="checkbox"/> 😞     | b arrival             |
| 3 <input type="checkbox"/> asap  | c as soon as possible |
| 4 <input type="checkbox"/> ❤️    | d chocolates          |
| 5 <input type="checkbox"/> &     | e departure           |
| 6 <input type="checkbox"/> chocs | f I'm sad             |
| 7 <input type="checkbox"/> Dep   | g love                |
| 8 <input type="checkbox"/> Arr   | h possible            |
| 9 <input type="checkbox"/> u     | i thanks              |
| 10 <input type="checkbox"/> Thx  | j you                 |

- 6 In pairs, read the letter and transform it into a note. Don't forget to use emoticons and bullet points. Then go to page 87 and compare.

Dear Jameela,

I hope you feel better. Thanks for looking after Grandma.


Her medicine is in the cupboard next to the door. Don't forget to make her a cup of tea in the morning and in the afternoon. Her favourite mug is next to the sink.

I'm back on Sunday at ten o'clock.

Kisses, Zeinab

- 7 **WRITING TASK** Choose a situation below and write a short note. Use the Writing box to help you.

- You have an English exam next Wednesday at ten. Write a note to remind yourself to go to a friend's house at the weekend to study for it.
- You phone a cinema to get information about a film. The film is on at 8.30 on Friday at the Grand Cinema City Mall. The best bus to get there is the number 44. It leaves from the stop near the post office every ten minutes. Write a post-it note to a friend with the key information and ask if he/she wants to go with you to see the film.

-  Use the Graphic Organiser to help you plan your writing.



Now go to Workbook page 42 for the next lesson.

## VOCABULARY AND GRAMMAR

### 1 Label the household objects.

1 vacuum cleaner    2 \_\_\_\_\_



5 \_\_\_\_\_



7 \_\_\_\_\_



8 \_\_\_\_\_



### 2 The underlined words are in the wrong places. Change them around to make sensible sentences about household chores.

- You should dust the plants *furniture* before you sweep the floor.
- I want to vacuum the dishes in the living room.
- I have to water the rubbish.
- Can you put the furniture on, please? I've got lots of dirty clothes.
- We always wash up the bed immediately after eating.
- Can you empty the washing machine, please? I need some clean plates.
- It only takes a few seconds to make your carpet.
- The bin's full. It's time to take the dishwasher out.

### 3 Rewrite the sentences with the correct forms of the verbs from the box. There may be more than one correct answer.

could    have to    must    should

- It's really necessary for you to get more exercise.  
*You must get more exercise.*
- It isn't necessary for us to wash the dishes now.
- It's a good idea for him to eat more fruit.
- Whatever you do, don't eat that – it's poisonous.
- Sana eats healthy food, so why don't we make a salad?

### 4 Complete the conversation with one or two words in each gap.

**Uncle** What time do you <sup>1</sup>have to get up on Saturdays?

**Noura** I <sup>2</sup>\_\_\_\_\_ have to get up at any particular time. I <sup>3</sup>\_\_\_\_\_ get up when I want to.

**Uncle** When I was your age, I <sup>4</sup>\_\_\_\_\_ stay in bed all morning. I <sup>5</sup>\_\_\_\_\_ to get up at six.

**Noura** Why <sup>6</sup>\_\_\_\_\_ you have to get up so early?

**Uncle** To work on the farm ... Noura, you really <sup>7</sup>\_\_\_\_\_ waste your weekends sleeping. I think you <sup>8</sup>\_\_\_\_\_ try getting up early.

**Noura** Uncle! Don't! You <sup>9</sup>\_\_\_\_\_ say things like that!

## USE OF ENGLISH

### 5 Choose the correct words a-c to complete the texts.

#### STRATEGY | Multiple choice cloze – short texts

After you have decided on your answers, read all the texts again with your chosen options to make sure they make sense.

- 1** Hi Majeda, make yourself at home. Your room is the one next to the bathroom. I've left a \_\_\_ on your bed if you want a shower or a bath.

**a** curtain    **b** hanger    **c** towel

- 2** Don't forget to tell the doctor you had a \_\_\_ last night – 39 degrees is very high!

**a** temperature    **b** symptom    **c** prescription

- 3** Broccoli is really good for you. It's got lots of \_\_\_ and it gives you energy.

**a** sugar    **b** vitamins    **c** calories

# The Golden Age of Islam

The Abbasid Dynasty is often called 'The Golden Age' of Islam. It lasted from 750 to 1258 CE. During this period, life was filled with learning, art and trade. It also saw a shift from looking westward to looking east. The capital city moved from Damascus to Baghdad. It was also the period when the Silk Road began to flourish with increased trade between China and the West.

Scholarship was highly valued in the Abbasid Empire. Places like the House of Wisdom in Baghdad were important centres. Here scholars translated and studied texts from

different cultures, especially works from ancient Greece. In addition, scholars at this time became famous for major discoveries in subjects like Maths, Astronomy, Medicine and Philosophy.

Another important part of life during the Abbasid Empire was in art and architecture. Cities like Baghdad and Samarra were full of beautiful buildings. The influence with regard to architecture spread across the region and can still be seen today. Skilled artists made intricate designs in things like calligraphy, mosaics and ceramics.

Trade was also an area of importance. Baghdad, for example, became a busy hub for merchants from all over the Islamic world. They traded goods like spices, textiles, and precious metals, making the city very prosperous. This in turn attracted more scholars to the city and helped spread ideas far and wide.

People from different backgrounds lived together in Abbasid cities, making them exciting and diverse places. Despite some challenges like political problems and outside threats, the Abbasid era is remembered as a time of great achievement in Islamic history.

## 6 Read the text and complete the notes with 1-3 words in each gap.

### STRATEGY | Notes completion

If the notes are in the form of incomplete sentences, find the key words in order to understand the main idea in each sentence. When you look at the text, you may find the same key word or its synonym.

- 1 During the Abbasid Dynasty the focus shifted from the west to the east.
- 2 \_\_\_\_\_ between China and the West increased during this period.
- 3 Scholars \_\_\_\_\_ works from ancient Greece in places like the House of Wisdom in Baghdad.
- 4 There were many important \_\_\_\_\_ in subjects such as Maths and Medicine.
- 5 Today we can still see \_\_\_\_\_ of architecture from the Abbasid Empire.
- 6 Baghdad became wealthy because of trade \_\_\_\_\_ like spices and textiles.
- 7 Abbasid cities were \_\_\_\_\_ with many people from different backgrounds living together.

### WRITING

#### 7 Do the task below.

You want to go camping next weekend but you can't find your tent. Write a note to a friend in which you:

- explain the situation
- ask permission to borrow his/her tent
- ask if he/she has a sleeping bag you could borrow
- promise to look after his/her things



**1** Oxford University is a historic university, the oldest in the English-speaking world. Students live in colleges – each college has its own dining room, library and student societies.



EM1.1

Young people usually start choosing their university and the subject they want to study at the start of the last year of secondary school. But when was the first university opened?

5 People have studied as young adults for thousands of years. The University of Alqarawiyyeen in Fez, Morocco, was opened in the year 859 by a woman called Fatima al-Fihri and was the world's first university. Students  
10 could study Maths, Medicine and Islamic Studies there. You can still study there today!

In Cairo, Egypt, Al-Azhar University opened in around the year 970. It is still an important university today, where you can study Science  
15 and Technology, Business, Art, Languages and many other subjects. It even has six university hospitals.

Oxford University is the oldest university in the English-speaking world and opened in around  
20 1096-1167. Many British Prime Ministers studied there, as well as famous writers and scientists. It is not easy to get a place at Oxford University. You need to get very good exam results at school, and also need to take a special exam  
25 from the university itself.

The first university in Jordan was the University of Jordan, which opened in Amman 1962. Today,

**2** University graduates in Amman.



it also has a second university building in Aqaba and is rated one of the best universities in the  
30 world. You can study 24 subjects here, and it is particularly known for its courses in Medicine, Nursing, Engineering, IT and Natural sciences. Around 80% of its graduates find a job within a year of finishing their course.


35 In Jordan, around 235,000 students study at ten public and 17 private universities. Around 28,000 of these are international students.

There are many newer universities around the world as well and they are all very different.

40 Some universities are small and friendly; others have tens of thousands of students. Some are in the centre of cities and some are on campuses, which are like large parks outside a city. Some universities, of course, have a better reputation than others. Choosing the university that is right  
45 for you is very important.

Studying at university is often very different to learning at school. Lectures are the most common type of teaching – sometimes there are  
50 more than a hundred students in the room at one time. But students also spend a lot of time doing 'private study' – reading and making notes in the library or at home. Most students go to university for three or four years to get a degree.

**3** The University of Al Quaraouiyine in Fez, Morocco, the oldest university in the world



**4** A typical bedroom for a university student.



- 1 In pairs, look at the Fact Box. Which do you think are the best universities in your country?

**FACT BOX** *The world's top universities*

Every year, international universities are put in a table, with the best ones at the top. In 2024, the top five universities in the world were:

- 1 Massachusetts Institute of Technology (MIT), USA
- 2 University of Cambridge, UK
- 3 University of Oxford, UK
- 4 Harvard University, USA
- 5 Stanford University, USA

- 2 Read the text quickly and decide what these numbers refer to.

1 6  
*The number of university hospitals at Al-Azhar University.*

2 859

3 80%

4 235,000

- 3 Read the text again and decide if statements 1–4 are true or false.

- 1  Al-Azhar University is a good university for students who want to be doctors.
- 2  Oxford University has its own exam for students who want to study there.
- 3  You can study at the University of Jordan in Amman or Aqaba.
- 4  Only Jordanian people study at universities in Jordan.

**GLOSSARY**


**Prime Minister** – the most important person in a government

**rate** – measure how good or bad something is

**reputation** – the opinion people have about a place, person, etc.

- 4 In pairs, answer the questions.

- 1 Are you planning to study at university? What subject would you like to study?
- 2 What do you think are the advantages and disadvantages of studying at a historic university, compared to a modern university?

- 5  **EM1.2** Listen to Sultan and Osama talking about their lives at university and complete the table. Do they mention any of your ideas from question 2 in Exercise 4?



	Sultan	Osama
Name of university	<sup>1</sup> <u>Oxford</u>	Lancaster
Type of university	old, historic	<sup>2</sup> _____
Subject	<sup>3</sup> _____	Science
Advantages	<ul style="list-style-type: none"> <li>• studying in the same place as famous people</li> <li>• long holidays</li> <li>• <sup>5</sup> _____</li> </ul>	<ul style="list-style-type: none"> <li>• a peaceful place to study</li> <li>• <sup>4</sup> _____</li> <li>• new equipment in the science labs</li> </ul>
Disadvantages	<ul style="list-style-type: none"> <li>• <sup>6</sup> _____</li> <li>• expected to do a lot of studying on your own</li> </ul>	<ul style="list-style-type: none"> <li>• not near cafés, shops and cinemas</li> <li>• <sup>7</sup> _____</li> </ul>


- 6 **REFLECT | Culture** In groups, answer the questions.

- 1 Do many people in your country continue in education after secondary school?
- 2 Which universities in your country do you think have the best reputation for the subject you want to study?
- 3 Which courses are popular in your country at the moment?






- 1 Look at the picture and read the first paragraph of the text on page 71. What do you think is inside the chest?
- 2 Read the rest of the text and decide if statements 1–8 are true or false.
  - 1  The sailor who died owes Jim and his mother some money.
  - 2  Jim's mother takes all the money from the chest.
  - 3  Jim takes some papers from the chest.
  - 4  Jim and his mother hide from the men in a small building.
  - 5  The blind man is called Pew.
  - 6  Pew is angry because there is no money in the chest.
  - 7  The sailor is called Bill Flint.
  - 8  Pew thinks Jim and his mother have the papers.
- 3 Decide who or what in the story each of the adjectives below describe. (There may be more than one answer.)
  - 1 unhealthy \_\_\_\_\_
  - 2 frightening \_\_\_\_\_
  - 3 dangerous \_\_\_\_\_
  - 4 unwell \_\_\_\_\_
  - 5 caring \_\_\_\_\_
  - 6 important \_\_\_\_\_



- 4 **SPEAKING** Think of novels in your language that you have studied. In pairs, discuss these questions.
  - 1 Do you ever find the grammar or vocabulary in novels difficult to understand? Why? Give examples.
  - 2 Which novels that you have studied at school have you enjoyed? Why did you enjoy them?
  - 3 Which books do you think students in your country should study? Say why.
  - 4 Who is your favourite character from a novel that you have studied? What did you like about the person?
- 5 **REFLECT | Society** In pairs, discuss the questions.
  - 1 How do we know that the story was written in the past? What is different today?
  - 2 Do you think life is more or less dangerous for people today? Why?
- 6 **WRITING TASK** Jim finds that the papers from the chest include a map showing where he can find some treasure. Write a letter to an English-speaking friend about the map.
  - Explain what happened at the Admiral Bembow Inn.
  - Say what you plan to do with the map. Use your imagination!

 Use the Graphic Organiser to help you plan your writing.

### GLOSSARY

- chest** – a large, strong box that you can keep things in
- inn** – a small hotel, usually in the countryside
- papers** – important documents or letters
- tapping** – the sound of someone gently hitting something



# Treasure Island



EM2.1

*Jim Hawkins is a young man who lives with his parents at the Admiral Benbow Inn. A strange sailor decides to stay at the inn. He is old and eats too much. Then one day, a blind man visits with some men and threatens the sailor. Jim is scared of the men. When the old sailor suddenly dies, Jim and his mother decide to look at his things in an old chest to find out what the blind man wants.*

My mother and I wanted to run to the village and hide before the blind man and his friends came back. But first we opened the chest to look for the money we were owed. The key was on a piece of thin rope around the captain's neck.

I cut the rope and took the key. Inside the chest were two hats and an old seaman's coat. Under these were some papers and a bag of gold coins.

'I'm a good woman, Jim,' said my mother. 'I'll take what the captain owes us and no more.'

She began to count the coins from the bag. There were Spanish and French gold coins, but my mother took only English money.

Just then I heard a sound that frightened me – the tapping of the blind man's stick on the road and the sound of running feet!

'We must go now!' I said.

'I'll take these coins,' said my mother.

'And I'll take these for what I'm owed,' I said, picking up the papers.

We ran down the stairs and out into the night. There was a moon, but we hid from the men coming towards the inn.

'Run and take the money with you!' my mother told me. 'I don't feel well!'

But I would not leave her. I quickly helped her to go away from the road and to climb under a small bridge. We hid there. We were just in time! Seven or eight men ran past us. One of them was carrying

## FACT BOX Robert Louis Stevenson

Robert Louis Stevenson was born in 1850 in Edinburgh, Scotland. He studied to be a lawyer but he wanted to be a writer. Robert was often ill and moved to France where he thought the warmer weather would be better for his health. He married an American woman called Fanny and lived for a time in the United States. *Treasure Island* (1883) was his first successful novel, and he later wrote *The Strange Case of Dr Jekyll and Mr Hyde* and *Kidnapped* (both 1886), which continue to be popular to this day. Robert continued to have bad health. He moved to Samoa in the South Pacific to find warmer weather, but he died in 1894.

30 a light. Then three men ran together and I saw that the blind man was in the middle.

35 'Break the door down!' he shouted.

They pushed at the door of the Admiral Benbow Inn and it fell down. Four or five of them ran inside.

A moment later, there was a shout.

'Bill's dead!'

'Search him!' shouted the blind man. 'Then go upstairs and find the chest!'

I could hear feet running up the stairs. Then I heard shouting – the men sounded surprised. An upstairs window was pushed open and a man put his head out.

'Pew!' he said. 'They've been here before us. Someone has looked in the chest.'


'Is it there?' called the blind man, Pew.

'The money's here,' came the reply.

55 'What about Flint's papers?'

'They're gone,' replied the man at the window.

'It's those people at the inn – it's that boy!' shouted Pew. 'They were here earlier. Find them!'

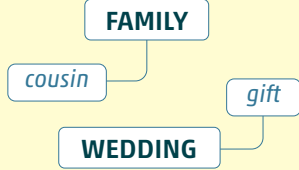




## Unit 1

### REMEMBER MORE

- 1 Add more words and phrases from the word list to the vocabulary maps.



- 2 Which preposition completes these sentences?

- We definitely have something \_\_\_\_ common: we both love sport.
- I'm interested \_\_\_\_ mountain biking.
- He says he doesn't like speaking \_\_\_\_ public.

- 3 Which verb from the word list completes these phrases?

	friends
	a speech
	a mistake

	married
	on well with somebody

- 4 Complete the sentences with the correct verbs. Then check with the word list.

- My friends can always \_\_\_\_\_ on me.
- It's cold, so please could you \_\_\_\_\_ your blanket?
- How does Leo \_\_\_\_\_ on with his older sister?
- My uncle is going to \_\_\_\_\_ a speech at my cousin's wedding.

### ACTIVE VOCABULARY | Maps

A vocabulary map is a visual way to group related words together. You can see two examples of such maps in Exercise 1. Look at the word list and make a new vocabulary map for a different topic.



## FAMILY AND FRIENDS

### W1.1

- acquaintances (n) /ə'kweɪntəns/  
 adopted (adj) /ə'dɒptɪd/  
 be open with /,bi 'əʊpən wɪð/  
 best friend (n) /,best 'frend/  
 bride (n) /braɪd/  
 close friend (n) /,kləʊs 'frend/  
 companion (n) /kəm'pænjən/  
 contact (n) /'kɒntækt/  
 exchange rings /ɪk'stʃeɪndʒ'rɪŋz/  
 get married /,get 'mæɪrɪd/  
 get on well with /,get ɒn ('wel) wɪð/  
 gifts (n) /gɪfts/  
 gives a speech /,gɪv/,meɪk ə'spi:tʃ/  
 good friends /,gʊd 'frendz/  
 groom (n) /gru:m/  
 guests (n) /gest/  
 invitation (n) /,ɪnvi'teɪʃən/  
 invite (v) /ɪn,vart/  
 keep in touch /,ki:p ɪn 'tʌtʃ/  
 let somebody down /,let ,sʌmbədi 'daʊn/  
 make friends with /,meɪk 'frendz wɪð/  
 newlyweds (n) /'nju:liwedz/  
 rely on /rɪ'laɪ ɒn/  
 share your feelings /,ʃeə jə'fi:liŋz/  
 spend more time with /,spend 'taɪm wɪð/  
 turn my back on /,tʜ:n jə'bæk ɒn/  
 twin (n, adj) /twɪn/  
 wedding dress (n) /'wedɪŋ dres/  
 wedding reception (n) /'wedɪŋ rɪ,sepʃən/

widow/widower (n) /'wɪdəʊ/ 'wɪdəʊə/

## PERSONALITY W1.2

- bossy (adj) /'bɒsi/  
 generous (adj) /'dʒenərəs/  
 gentle (adj) /'dʒentəl/  
 helpful (adj) /'helpfəl/  
 kind (adj) /kaɪnd/  
 nervous (adj) /'nɜ:vəs/  
 rude (adj) /ru:d/  
 selfish (adj) /'selfɪʃ/  
 shy (adj) /ʃaɪ/  
 strict (adj) /strikt/  
 sweet (adj) /swi:t/  
 vain (adj) /veɪn/

## LEARN LANGUAGES W1.3

- bilingual (adj) /baɪ'ɪŋgwəl/  
 find the right word /,faɪnd ðə raɪt 'wɜ:d/  
 improve (v) /ɪm'pru:v/  
 learn/speak/study/understand/ use a language / 'lɜ:n/'spi:k/ 'stʌdi/,ʌndə'stænd/ 'ju:z ə ,læŋgwɪdʒ/  
 make a mistake /,meɪk ə mə'steɪk/  
 mix up languages /,mɪks 'ʌp 'læŋgwɪdʒɪz/  
 pronunciation (n) /prə,nʌnsi'eɪʃən/  
 trilingual (adj) /,traɪ'ɪŋgwəl/  
 understand English (v) /,ʌndə'stænd/

## Unit 2

### REMEMBER MORE

- 1 Add more words and phrases from the word list to the vocabulary maps.



- 2 Find things on the word list that you can:

- 1 hand out: \_\_\_\_\_
- 2 put up: \_\_\_\_\_
- 3 work in: \_\_\_\_\_

- 3 Which verbs from the word list collocate with these nouns?

	notes
	attention
	your answers

- 4 Match the two parts of the collocations. Then check with the word list.

- |                                 |                 |
|---------------------------------|-----------------|
| 1 <input type="checkbox"/> beat | a game          |
| 2 <input type="checkbox"/> open | b a degree      |
| 3 <input type="checkbox"/> have | c a record      |
| 4 <input type="checkbox"/> lose | d your textbook |

- 5 Do the task below.

Make a list of all the types of sport you enjoy. Then write down the names of the sportspeople, and their jobs, that you admire.



### EDUCATION WL2.1

check an exercise /  
,tʃek ən 'eksəsaɪz/

check/compare your answers /  
,tʃek/kəm,peə jər 'ɑ:nsəz/

do a project /,du ə'prɒdʒekt/

do an experiment /,du ən  
ɪk'sperəmənt/

get/have a degree in a  
subject /,get/,hæv ədɪ'grɪ:ɪn  
ə,sʌbdʒɪkt/

hand out a worksheet /,hænd  
,aʊt ə'wɜ:kʃɪt/

open your textbook /,əʊpən  
jə'tekstbʊk/

pay attention /,peɪ ə'tenʃən/

prepare/revise for exams /  
prɪ,peə/rɪ,vaɪz fər ɪg'zæmz/

put up a poster on the wall /  
pʊt ,ʌp ə'pəʊstər ɒn ðə wɔ:l/

put up your hand /pʊt ,ʌp  
jə'hænd/

school inspector (n) /'sku:l  
ɪn,spektə/

student (n) /'stju:dənt/

studied online /'stʌdɪd  
'ɒn,lʌn/

take notes /,teɪk 'nəʊts

work in pairs/groups /,wɜ:k ɪn  
'peəz/'gru:ps/



### SPORT WL2.2

basketball player (n)  
'bɑ:skətbɔ:l ,pleɪə/

beat /bi:t/

captain (n) /'kæptɪn/

champions (n) /'tʃæmpiən/

compete (v) /kəm'pi:t/

cyclist (n) /'saɪklɪst/

fans /fænz/

first half (n) /,fɜ:st 'hɑ:f/

footballer (n) /'fʊtbɔ:lə/

goal (n) /gəʊl/

gold medal (n) /,gəʊld 'medl/

lose (v) /lu:z/

manager (n) /'mænɪdʒə/

national football team (n) /  
,næʃənəl 'fʊtbɔ:l ti:m/

Olympic athlete (n) /ə,lɪmpɪk  
'æθli:z/

organise (v) /'ɔ:gənaɪz/

play (v) /,pleɪ/

red card (n) /,red 'kɑ:d/

referee (n) /,refə'ri:/

support (v) / sə'pɔ:t/

swimmer (n) /'swɪmə/

take part /,teɪk 'pɑ:t ɪn/

win (v) /wɪn/

World Cup (n) /'wɜ:ld kʌp/

world record (n) /'wɜ:ld  
'rekɔ:d/



## Unit 3

### REMEMBER MORE

- 1 Complete the text with one word from the word list in each gap.

We <sup>1</sup>t\_\_\_ a taxi to the airport at 5 p.m. and we arrived at the <sup>2</sup>a\_\_\_ at 6 p.m.

We went to the <sup>3</sup>c\_\_\_ - \_\_\_ desk and then through security.

The plane before us had <sup>4</sup>a\_\_\_ early, so we <sup>5</sup>t\_\_\_ o\_\_\_ at eight o'clock exactly. 12 hours later we <sup>6</sup>l\_\_\_ at our destination - Orlando in Florida!

- 2 Match the two parts of the collocations. Then check with the word list.

- |                                 |              |
|---------------------------------|--------------|
| 1 <input type="checkbox"/> pack | a the sights |
| 2 <input type="checkbox"/> see  | b a taxi     |
| 3 <input type="checkbox"/> take | c the bus    |
| 4 <input type="checkbox"/> miss | d your bag   |

- 3 Choose the correct words. Then check with the word list.

- 1 Which word means something that protects your skin from the sun?  
*border / sunscreen*

- 2 What is the name for a holiday on the water?  
*cruise / city break*

- 3 Which of these means to travel alone?  
*excursion / solo journey*

- 4 Where would you stay in a tent?  
*campsite / cruise*

- 4 Complete the sentences with the correct words formed from the words in bold. Then check with the word list.

- 1 I love \_\_\_ holidays - the travel agent books the flights and hotel together for us. **PACK**

- 2 Paris has some very famous \_\_\_ to see. You must visit the Eiffel Tower! **SEE**

- 3 All of our \_\_\_ from London are coming to visit - I can't wait to see them. **RELATE**

- 4 My grandparents love to watch the sun \_\_\_ in the evenings. **SETTING**

### ACTIVE VOCABULARY | Rhymes

Rhymes can help us remember new words and phrases. You can find many rhymes in songs and poems. For example, you could say the next station is my destination. Look at the word list and find more words that rhyme.



### HOLIDAY ACTIVITIES

WL3.1

climb /,klaɪm/

climb a mountain /,klaɪm ə'maʊntən/

go for a walk/swim/drive /,gəʊ fər ə'wɔ:k/'swɪm/'draɪv/

lie/sunbathe on a beach /,laɪ /,sʌnbəɪð ɒn ə'bɪ:tʃ/

make a trip /meɪk ə trɪp/

pack your bag /,pæk jə'bæg/

see the sights /,si: ðə'saɪts/

visit relatives /,vɪzɪt 'relətɪvz/

watch the sun rise/set /,wɒtʃ ðə 'sʌn ,raɪz/,set



### TRANSPORT

WL3.2

catch a bus /,kætʃə'bʌs/

drive the car /,draɪv ə'kɑ: /

ride a bike /,raɪd ə'baɪk/

sail on a ferry /,seɪl ɒn ə'feri/

wait at a bus stop /,weɪt ət ðə'bʌs stɒp/



### TRAVELLING

WL3.3

adventure holiday (n) /əd'ventʃə ,hɒlədeɪ/

arrived at /ə'reɪv ət/ɪn/

border (n) /'bɔ:də/

check-in /,tʃek-'ɪn/

city break (n) /'sɪti breɪk/

cruise (n) /kru:z/

excursion (n) /ɪk'skɜ:ʃən/

expedition (n) /,eksprɪ'dɪʃən/

flew/fly (v) /flaɪ/

get (a taxi) /,get ə'tæksi/

go/travel by train /,gəʊ/,trævəl baɪ'treɪn/

go climbing/hiking/ kayaking/mountain biking/ sightseeing/windsurfing

/,gəʊ'klaɪmɪŋ/'haɪkɪŋ/ 'kaɪækɪŋ/'maʊntən ,baɪkɪŋ/ 'saɪt,sɪ:ŋ/'wɪndzɜ:fɪŋ/

hospitable (adj) /'hɒspɪtəbəl/

hitchhike (v) /'hɪtʃhaɪk/

journey (n) /'dʒɜ:ni/

landed/land (v) /lænd/

leave /li:v/

miss (the bus) /,mɪs ðə'bʌs/

overland (adj) /,əʊvə'lænd/

package holiday (n) /'pækɪdʒ ,hɒlədeɪ/

put on sunscreen /,pʊt ɒn 'sʌnskri:n/

put up (tents) /,pʊt 'ʌp/

school trip (n) /'sku:l trɪp/

set out /,set 'aʊt/

solo (journey) (adj) /'səʊləʊ/

state (n) /steɪt/

stay in (e.g. hotel, tent) /,steɪ ɪn/

take a coach/plane/taxi/bus/train/the underground /,teɪk ə'kəʊtʃ/'pleɪn/'tæksi/'bʌs/'treɪn/ði 'ʌndəgraʊnd/

took off/take off /,teɪk 'ɒf/

valid (adj) /'vælɪd/

visa (n) /'vi:zə/

visit (e.g. a museum) /,vɪzɪt/

## Unit 4

### REMEMBER MORE

- 1 Add more words and phrases from the word list to the vocabulary maps.



- 2 Match the two parts of the collocations. Then check with the word list.

- 1  maple      a label  
 2  designer    b policy  
 3  returns       c room  
 4  changing     d syrup

- 3 Find three types of clothing and three types of accessories on the word list.

clothing	accessories

- 4 Find the opposites of these adjectives on the word list.

- 1 light - \_\_\_\_\_  
 2 fizzy - \_\_\_\_\_  
 3 spicy - \_\_\_\_\_  
 4 crunchy - \_\_\_\_\_  
 5 hard - \_\_\_\_\_

- 5 Do the task below.

Make a shopping list of all the types of food and drink that you need for this week. Then write down the names and types of shops that you need to visit.



### FOOD AND DRINK

WL4.1

- beans (n) /bi:nz/  
 bitter (adj) /'bitə/  
 cream (n) /kri:m/  
 croissant (n) /'kwa:sɒŋ/  
 crunchy (adj) /'krʌntʃi/  
 cucumber (n) /'kju:kʌmbə/  
 delicious (adj) /dɪ'lɪʃəs/  
 disgusting (adj) /dɪs'gʌstɪŋ/  
 doughnut (n) /'dəʊnʌt/  
 dry (adj) /draɪ/  
 fizzy (adj) /fɪzi/  
 fresh (adj) /frefʃ/  
 grapes (n) /greɪps/  
 hard (adj) /hɑ:d/  
 heavy (adj) /'hevi/  
 honey (n) /'hʌni/  
 jam (n) /dʒæm/  
 lemon (n) /'lemən/  
 light (adj) /laɪt/  
 maple syrup (n) /,meɪpəl 'sɪrəp/  
 melon (n) /'melən/  
 milkshake (n) /'mɪlkʃeɪk/  
 mild (adj) /maɪld/  
 muffin (n) /'mʌfɪn/  
 mushroom (n) /'mʌʃru:m/  
 olive (n) /'ɒlɪv/  
 pancake (n) /'pæŋkeɪk/  
 porridge (n) /'pɒrɪdʒ/  
 roll (n) /rəʊl/  
 salmon (n) /'sæmən/  
 salt (n) /sɔ:lt/  
 sausage (n) /'sɔ:sɪdʒ/  
 smooth (adj) /smu:ð/  
 soft (adj) /sɒft/  
 spicy (adj) /'spɪsi/  
 still (adj) /stɪl/  
 sugar (n) /'ʃʊgə/  
 sweet (adj) /swi:t/  
 watermelon (n) /'wɔ:tə,melən/



### SHOPPING

WL4.2

- bargain (n) /'bɑ:ɡɪn/  
 brand new (adj) /,brænd 'nju:/  
 chain store (n) /'tʃeɪn stɔ:/  
 changing room (n) /'tʃeɪndʒɪŋ ru:m/  
 checkout (n) /'tʃekəʊt/  
 customer (n) /'kʌstəmə/  
 department store (n) /dɪ'pɑ:tmənt stɔ:/  
 designer label (n) /dɪ'zaɪnə ,leɪbəl/  
 discount (n) /'dɪskaʊnt/  
 fit (v) /fɪt/  
 guarantee (n) /,ɡærən'ti:/  
 just perfect for you /,dʒʌst 'pɜ:ʃɪkt fə ju/  
 order (v) /'ɔ:də/  
 product (n) /'prɒdʌkt/  
 purchase (v) /'pɜ:tʃɪs/  
 queue (n) /kju:/  
 receipt (n) /rɪ'si:t/  
 receive (v) /rɪ'si:v/  
 refund (n) /'rɪ:fʌnd/  
 return (v) /rɪ'tɜ:n/  
 returns policy (n) /rɪ'tɜ:nz ,pɒlɪsi/  
 service (n) /'sɜ:vɪs/  
 shop assistant (n) /'ʃɒp ə,sɪstənt/  
 shopping mall (n) /'ʃɒpɪŋ mə:l/

### CLOTHES

WL4.3



- belt (n) /belt/  
 blouse (n) /blauz/  
 bracelet (n) /'breɪslɪt/  
 earrings (n) /'ɪəriŋ/  
 handbag (n) /'hændbæg/  
 hat (n) /hæt/  
 kilt (n) /kɪlt/  
 pyjamas (n) /pə'dʒɑ:məz/  
 raincoat (n) /'reɪnkəʊt/  
 scarf (n) /skɑ:f/  
 suit (n) /su:t/  
 sweatshirt (n) /'swetʃɜ:t/  
 tie (n) /taɪ/  
 tights (n) /taɪts/  
 underwear (n) /'ʌndəweə/

## Unit 5

### REMEMBER MORE

- 1 Put the phrases from the box in the correct column of the table. Then check with the word list.

a cup of tea    the dishes  
the ironing    the washing up  
your bed

make	do

- 2 Which verb from the word list completes these phrases?

	the rubbish out
	fit exercise
	on a diet

- 3 Match the two parts of the compound nouns. Then check with the word list.

- 1  washing    a trainer  
2  vacuum    b machine  
3  personal    c cleaner  
4  weight    d training

- 4 Complete the sentences with a verb in each gap. Then check with the word list.

- 1 What a mess! \_\_\_\_\_ up before you go out.  
2 You should \_\_\_\_\_ up before you start exercising.  
3 The dishwasher is broken. Can you help me \_\_\_\_\_ up?  
4 Let's \_\_\_\_\_ fit by going for a walk every morning.

### ACTIVE VOCABULARY | Personal context

If you want to memorise new words or phrases more effectively, try to use them in a context that is close to your life. For example, if you want to memorise the word vacuum, you could say I have to vacuum the carpet in my room every Saturday. Look at the word list and find more words to write sentences about your everyday activities.



### HOME



dishwasher (n) /ðə'dɪʃ,wɒʃə/

freezer (n) /'friːzə/

fridge (n) /frɪdʒ/

iron (v, n) /'aɪən/

kettle (n) /'ketl/

microwave (n) /,maɪkrəweɪv/

oven (n) /'ʌvən/

vacuum cleaner (n) /'vækjuəm ,kliːnə/

washing machine (n) /'wɒʃɪŋ mə,ʃiːn/



### HOUSEHOLD CHORES



air the house /,eə ðə'haʊs/

clean/mop/sweep the floor / ,kliːn/,mɒp/,swiːp ðə 'flɔː/

do the dishes /,du ðə'dɪʃɪz/

do the cleaning/cooking/dusting/ironing/washing up /,du ðə'kliːnɪŋ/'kʊkɪŋ/ 'dʌstɪŋ/'aɪənɪŋ/,wɒʃɪŋ 'ʌp/

dust /dʌst/

empty/put on the dishwasher / ,empti/pʊt ,ɒn ðə 'dɪʃ,wɒʃə/

make your bed /,meɪk jə'bed/

polish (n, v) /'pɒlɪʃ/

set/clear the table /,set/,klɪə ðə'teɪbəl/

take the rubbish out /,teɪk ðə'rʌbɪʃ aʊt/

tidy up (your room) /,taɪdi 'ʌp/

vacuum (the carpets) /'vækjuəm/

wash up/dry the dishes /,draɪ ðə'dɪʃəz/ /,wɒʃ'ʌp (ðə'dɪʃəz)/

wipe the cooker/surfaces /,waɪp ðə'kʊkə/'sɜːfɪsəz/



### FITNESS



aerobics (n) / eə'rəʊbɪks/

burning off calories /,bɜːnɒf 'kælərɪz/

get fit /,get 'fɪt/

heart (n) /hɑːt/

jogging (n) /'dʒɒɡɪŋ/

personal trainer (n) /,pɜːsənəl 'treɪnə/

press-up (n) /'pres ʌp/

pull-up (n) /'pʊl ʌp/

sit-up (n) /'sɪt ʌp/

stretching (n) /'stretʃɪŋ/

warm up /,wɔːm 'ʌp/

weight training (n) /'weɪt ,treɪnɪŋ/

work out /,wɜːk 'aʊt/

### HEALTH



ambulance (n) / 'æmbjələns/

appointment (n) /ə'pɔɪntmənt/  
dairy products (n) /'deəri/,deəri 'prɒdʌkts/

fast food (n) /,fɑːst 'fuːd

full up (adj) /,fʊl 'ʌp/

get exercise /,get 'eksəsaɪz/

go on a diet /,gəʊn ə'daɪət/

indigestion (n) /,ɪndɪ'dʒestʃən/

low in sugar /,ləʊn 'fʊgə/

pain (n) /peɪn/

pill (n) /pɪl/

prescription (n) /prɪ'skrɪpʃən/

result (n) /rɪ'zʌlt/

sleep well /,sliːp 'wel/

soft drink (n) /'sɒft drɪŋk/

stay fit /,steɪ'fɪt

symptom (n) /'sɪmptəm/

temperature (n) /'temprɪtʃə/

test (n) /test/



## Unit 1, Lesson 1 Present Simple and Present Continuous

Present Simple			
Affirmative		Negative	
I/You/We/They	like milk.	I/You/We/They	do not (don't) like milk.
He/She/It	likes milk.	He/She/It	does not (doesn't) like milk.

Yes/No questions		Short answers	
Do	I/you/we/they like milk?	Yes, I/you/we/they <b>do</b> .	No, I/you/we/they <b>don't</b> .
Does	he/she/it like milk?	Yes, he/she/it <b>does</b> .	No, he/she/it <b>doesn't</b> .

Wh- questions			
What	do	I/you/we/they	like?
	does	he/she/it	

We use the Present Simple to talk about:

- states and permanent situations:  
*My family **lives** in Edinburgh.*  
***Do** you **like** parties?*
- regular activities:  
*I often **eat** eggs for breakfast.*  
*My father **drives** me to school every morning.*

### Spelling rules: third person singular

- general rule: infinitive + -s, e.g. *enjoy* – *enjoys*
- verbs ending in a consonant and -y: -y → -ies, e.g. *study* – *studies*
- verbs *do* and *go* as well as verbs ending in -ss, -x, -ch, -sh: + -es, e.g. *do* – *does*, *go* – *goes*, *wash* – *washes*
- have*: **has**

### Common time expressions used with the Present Simple:

*every morning/day/week/weekend/month/year*  
*every second day/week*  
*always*  
*regularly*  
*usually*  
*often*  
*sometimes*  
*from time to time*  
*rarely*  
*hardly ever*  
*never*

Present Continuous			
Affirmative		Negative	
I	am ('m)	I	am not ('m not)
You/We/They	are ('re)	You/We/They	are not (aren't)
He/She/It	is ('s)	He/She/It	is not (isn't)

Yes/No questions		Short answers	
Am	I	smiling?	Yes, I <b>am</b> . No, I <b>am not</b> ('m not).
Are	you/we/they		Yes, you/we/they <b>are</b> . No you/we/they <b>are not</b> (aren't)
Is	he/she/it		Yes, he/she/it <b>is</b> . No, he/she/it <b>is not</b> (isn't).

Wh- questions			
Why	am	I	smiling?
	are	you/we/they	
	is	he/she/it	

We use the Present Continuous to talk about:

- things happening at the moment of speaking:  
*Mum **is talking** on the phone.*
- things happening for a limited period of time:  
*Mrs Pye **is teaching** Class 2A today because their teacher is ill.*

### Spelling rules: -ing form

- general rule: infinitive + -ing, e.g. *walk* – *walking*
- verbs ending in a consonant + -e: -e + -ing, e.g. *write* – *writing*
- one-syllable verbs ending in one vowel + one consonant: double the consonant + -ing, e.g. *run* – *running*

### Common time expressions used with the Present Continuous:

*at the moment, currently, now, today, this morning/afternoon, this year, these days, at present*

### State and action verbs

With state verbs (e.g. *believe, hate, know, like, love, mean, need, prefer, understand, want*), we don't use continuous tenses, such as the Present Continuous, even if they describe something happening at the moment of speaking:  
*I'm sorry, I **don't understand** what you're saying.*

With action verbs (e.g. *speak, walk, make, do, watch*), we can use both simple and continuous tenses:  
*My little sister **is crying**. In fact, she **cries** quite often.*

Some verbs (e.g. *think, have, taste, smell*) can be both state and action verbs, depending on the context:  
*I **think** Mum is in the kitchen.*  
*What **are** you **thinking** about?*

## Unit 1, Lesson 3 Reflexive pronouns

Singular		Plural	
I	<b>myself</b>	we	<b>ourselves</b>
you	<b>yourself</b>	you	<b>yourselves</b>
he	<b>himself</b>	they	<b>themselves</b>
she	<b>herself</b>		
it	<b>itself</b>		

We use reflexive pronouns when we want to refer back to the subject of the sentence:

*I'd like to introduce **myself** – I'm Ali Haddad.*  
*We are building the house **ourselves**.*

## Unit 1, Lesson 3 Indefinite pronouns

- We use *somebody/someone, something* and *somewhere* in affirmative sentences:  
*I'm sure **somebody** knows the answer.*  
*Let's eat **something** before we leave.*  
*I think Gwen lives **somewhere** in Wales.*
- We use *everybody/everyone, everything* and *everywhere* in affirmative sentences and in questions:  
***Everyone** knows her, she's a celebrity.*  
*Have you got **everything** you need?*  
*There are cameras **everywhere** around the town centre.*
- We use *nobody/no one, nothing* and *nowhere* with a positive verb:  
***Nobody** knows him.*  
*I have **nothing** to wear for the wedding reception.*  
*The hall is full, so you have **nowhere** to sit.*
- We use *anybody/anyone, anything* and *anywhere* in negative sentences and in questions:  
*I haven't got **anything** to wear for the wedding reception.*  
*Hello, is there **anyone** here?*  
*We can't find the keys **anywhere**.*

With *everybody/everyone, nobody, anything, etc.*, we use a third person singular verb:  
*Nothing ever **happens** in our town.*  
***Is** everyone satisfied?*

### 1 Unit 1, Lesson 1 Choose the correct verbs to complete the sentences.

- How long *does it take / is it taking* you to get dressed in the morning?
- I can't talk to you right now because I *buy / 'm buying* a present for my dad.
- My niece *never does / is never doing* the shopping on the Internet because she doesn't think it's safe.
- Kamal, what *do you do / are you doing* here at this time of day? Why aren't you at school?
- Husam *doesn't cook / isn't cooking* his own meals. His grandma *cooks / is cooking* them.
- 'Why *do you wear / are you wearing* such a strange dress? *Do you go / Are you going* to a fancy dress party?' 'Yes, in fact I *do / am*!'

### 2 Unit 1, Lesson 1 Complete the sentences with the correct Present Simple or Present Continuous forms of the verbs in brackets.

- My mum and I *often spend* (often/spend) hours walking on the beach.
- Who \_\_\_\_\_ (you/prepare) these cakes for? They look delicious.
- '\_\_\_\_\_ (your granddad/like) dancing?' 'Yes, he \_\_\_\_\_.'
- In our region, it \_\_\_\_\_ (usually/not rain) much in summer.
- \_\_\_\_\_ (you/usually/keep) in touch with your school friends during the holidays?
- Can you see Ibrahim among the wedding guests? \_\_\_\_\_ (he/take) photos?
- '\_\_\_\_\_ (Dana's little sister/drink) milk every day?' 'No, she \_\_\_\_\_.'

### 3 Unit 1, Lesson 3 Choose the correct reflexive pronouns to complete the sentences.

- That baby is so funny. It always looks at \_\_\_\_\_ in the mirror!  
**a** myself      **b** ourselves      **c** itself
- The photos on your website are great. Do you take them all \_\_\_\_\_?  
**a** itself      **b** ourselves      **c** yourself
- Don't help me this time. I want to do it by \_\_\_\_\_.  
**a** myself      **b** yourself      **c** herself
- Fadia and Huda are very shy. They don't like to talk about \_\_\_\_\_.  
**a** ourselves      **b** himself      **c** themselves
- Malak often talks to \_\_\_\_\_ while she's out walking.  
**a** ourselves      **b** herself      **c** myself
- My both twin sisters and I work for \_\_\_\_\_.  
**a** themselves      **b** ourselves      **c** myself
- Hamed and Adel, could you please introduce \_\_\_\_\_ to Mrs Quadi?  
**a** ourselves      **b** yourself      **c** yourselves

### 4 Unit 1, Lesson 4 Add the correct prefixes *no-*, *some-*, *every-* or *any-* to the words in bold.

- Salah tells his brother all his secrets. There isn't **anyone** he trusts more.
- My granddad prefers staying at home, so we never take him **where** with us.
- Can you hear that noise? **thing** is happening in the street.
- one** relies on Muna because she never lets **body** down.
- As it turns out, it's bank holiday today, and **thing** is closed. We have **where** to go.
- I can't see **thing** because it's so dark in here.

### 5 Unit 1, Lessons 1&4 Complete the sentences with the correct forms of the words in brackets.

- Nobody lives** (nobody/live) in that big house across the street.
- \_\_\_\_\_ (anyone/read) your photo blog apart from your family?
- \_\_\_\_\_ (everything/be) possible if you try really hard.
- \_\_\_\_\_ (nothing/taste) as good as the thing you can't have.
- \_\_\_\_\_ (everybody/understand) the instructions?
- Look! \_\_\_\_\_ (somebody/take) a photo of your house!
- \_\_\_\_\_ (nobody/want) to tell me what is going on here.
- \_\_\_\_\_ (everyone/be) here? Then we can start the class.

## Unit 2, Lesson 1 Past Simple

The Past Simple form of *to be* is *was/were*. In negative sentences, we use the forms *was not (wasn't)* and *were not (weren't)*. In questions, we change the order of the subject and the verb.

For other verbs, we use their Past Simple forms. To form negatives and questions, we use the auxiliary verb *did*:

### Past Simple: regular and irregular verbs

Affirmative		Negative		
I/You/He/She/It/We/They	<b>jumped</b> and <b>fell</b> .	I/You/He/She/It/We/They	<b>did not (didn't)</b>	<b>jump</b> and <b>fall</b> .
Yes/No questions		Short answers		
<b>Did</b>	I/you/he/she/it/we/they	<b>jump</b> and <b>fall</b> ?	Yes, I/you/he/she/it/we/they <b>did</b> . No, I/he/she/it <b>did not (didn't)</b> .	
Wh- questions				
Where	<b>did</b>	I/you/he/she/it/we/they	<b>jump</b> and <b>fall</b> ?	
Subject questions				
Who	<b>jumped</b> and <b>fell</b> ?			

We use the Past Simple to talk about events that took place at a particular time in the past. We often say *when* they happened:

*Was Mum a good student when she was at school?*

*I forgot to do take my house keys yesterday.*

### Spelling rules

#### Regular verbs

- general rule: infinitive + *-ed*, e.g. *play - played*
- verbs ending in *-e*: + *-d*, e.g. *move - moved*
- verbs ending in a consonant + *-y*: ~~y~~ + *-ied*, e.g. *cry - cried*
- verbs ending in one vowel + one consonant: double the consonant + *-ed*, e.g. *stop - stopped*

#### Irregular verbs

For a list of irregular verbs, see page 83.

#### Common time expressions used with the Past Simple:

*yesterday, yesterday morning/afternoon/evening, the day before yesterday, last night/week/month/year, two days/weeks/months/years ago, in August/in 2020*

#### Subject questions in the Present Simple and Past Simple

We form *wh-* questions in different ways, depending on what we are asking about: the subject or the object of the sentence. In subject questions, word order is the same as in affirmative sentences, and we do not use the auxiliary verb *do/did*.

#### Present Simple

affirmative sentence: *She organises wedding parties.*

object question: *What does she organise?*

subject question: *Who organises wedding parties?*

#### Past Simple

affirmative sentence: *Manal invited Alia to the cinema.*

object question: *Who did Manal invite to the cinema?*

subject question: *Who invited Alia to the cinema?*

## Unit 2, Lesson 3 Used to

Used to				
Affirmative			Negative	
I/You/He/She/It/We/They	<b>used to</b>	be happy.	I/You/He/She/It/We/They	<b>did not use to (didn't use to)</b> be happy.
Yes/No questions			Short answers	
<b>Did</b>	I/you/he/she/it/we/they	<b>use to</b>	be happy?	Yes, I/you/he/she/it/we/they <b>did</b> . No, I/you/he/she/it/we/they <b>did not (didn't)</b> .
Wh- questions				
Where	<b>did</b>	I/you/he/she/it/we/they	<b>use to</b>	be happy?
Subject questions				
Who	<b>used to</b>	be happy?		

We use *used to* to talk about past states or actions which happened regularly in the past but do not happen anymore:

*I used to get top marks at school. (I don't get them anymore.)*

*He didn't use to be so lazy. (But he's different now.)*

*Did your grandparents use to wear a school uniform?*

When we talk about actions that happened only once or did not happen regularly, we use the Past Simple, not *used to*:

*In high school, we went to the seaside two or three times.*

### 1 Unit 2, Lesson 1 Complete the sentences with the correct Past Simple forms of the verbs in brackets.

- 1 Hani **fell** (fall) off his bike on his way to school.
- 2 'Why \_\_\_\_\_ (you/not come) to school last week?' 'Because I \_\_\_\_\_ (be) ill.'
- 3 '\_\_\_\_\_ (Lama/do) a lot of projects in primary school?' 'Yes, she \_\_\_\_\_.'
- 4 I \_\_\_\_\_ (make) a mistake, but nobody \_\_\_\_\_ (laugh).
- 5 Who \_\_\_\_\_ (allow) you to use the lab for your project?

### 2 Unit 2, Lesson 3 Complete the sentences with the correct forms of *used to* and the verbs in brackets. If *used to* is not possible, use the Past Simple.

- 1 Fawzi **used to get** (get) top marks and he never \_\_\_\_\_ (fail) an exam.
- 2 My brother and sister \_\_\_\_\_ (not use) the Internet to do their homework.
- 3 My granddad \_\_\_\_\_ (observe) birds when he was a teenager.
- 4 When I was in Year 10, I once \_\_\_\_\_ (take) part in a race.
- 5 '\_\_\_\_\_ (you/wear) a uniform to school?' 'Yes, I \_\_\_\_\_.'
- 6 '\_\_\_\_\_ (you/wear) a uniform to the exam last week?' 'No, I \_\_\_\_\_.'



## Unit 3, Lesson 1 Past Continuous and Past Simple

Past Continuous			
Affirmative		Negative	
I/He/She/It	<b>was</b>	I/He/She/It	<b>was not (wasn't)</b>
You/We/They	<b>were</b>	You/We/They	<b>were not (weren't)</b>
laughing.		laughing.	
Yes/No questions		Short answers	
<b>Was</b>	I/he/she/it	Yes, I/he/she/it <b>was</b> . No, I/he/she/it <b>was not (wasn't)</b> .	
<b>Were</b>	you/we/they	Yes, you/we/they <b>were</b> . No, you/we/they <b>were not (weren't)</b> .	
<b>Wh- questions</b>			
Why	<b>was</b>	I/he/she/it	laughing?
	<b>were</b>	you/we/they	
Subject questions			
Who	<b>was</b>	laughing?	

We use the Past Simple to describe events that finished in the past, and it is not important how long they took:  
*I **watched** TV in the evening.*

We use the Past Continuous:

- to describe a background scene in a story:  
*Nada **was having** breakfast at her hotel. She **was sitting** at the table and **drinking** tea.*
- to talk about an action that was in progress when another action took place, or at a particular time in the past.  
For the shorter action, we use the Past Simple:  
*While he **was climbing** in the mountains, he **broke** his leg.*
- to talk about two or more actions happening at the same time:  
*While I **was sunbathing**, the children **were building** a sandcastle.*
- when we want to stress that something lasted long, or too long:  
*He **was watching** TV all evening – what a waste of time!*

### Spelling rules

For spelling rules of the *-ing* form of the verb, see page 77.

### When, while, as

We use *when*, *while* or *as* with the Past Continuous to connect two actions happening at the same time:  
**While/When/As** *we were driving along the coast, it started to rain.*  
*It started to rain **while/when/as** we were driving along the coast.*

With the Past Simple clause, we can only use *when* or *as*:  
*We were driving along the coast **when/as** it started to rain.*  
**When/As** *it started to rain, we were driving along the coast.*

## Unit 3, Lesson 4 Defining relative clauses

Defining relative clauses give essential information about a person, thing or place. In defining relative clauses, we use the following relative pronouns:

- which* and *that* to talk about things and places:  
*Is this the campsite **which/that** you stayed at last year?*
  - who* and *that* to talk about people:  
*This is the teacher **who/that** teaches my class.*
  - where* to talk about places, if the next word is a noun or a pronoun:  
*We're visiting the village **where** my grandma lived for twenty years.*
  - whose* to talk about possessions:  
*I met a girl **whose** parents own a guesthouse by the sea.*
- Relative pronouns *who*, *which* and *that* usually come immediately after the noun they refer to.  
*We can omit the relative pronouns **who**, **which** and **that**, but only if the next phrase is a noun phrase (= a noun, a personal pronoun, or a whole phrase built around them):*  
*We are driving by the houses (**which/that**) my grandma has described.*

### 1 Unit 3, Lesson 1 Complete the sentences with the correct Past Simple or Past Continuous forms of the verbs in brackets.

- I **fell** (fall) down while I \_\_\_\_\_ (climb) a mountain.
- The match \_\_\_\_\_ (start) at 7.30 in the evening. It \_\_\_\_\_ (rain) as the players \_\_\_\_\_ (come) into the stadium but it \_\_\_\_\_ (be) a great game.
- My father \_\_\_\_\_ (drive) home late one night when he \_\_\_\_\_ (hit) a tree.
- I \_\_\_\_\_ (like) the film a lot and I \_\_\_\_\_ (see) it three times.
- I \_\_\_\_\_ (talk) to my friends online when I \_\_\_\_\_ (get) a message.
- When the postman \_\_\_\_\_ (arrive), I \_\_\_\_\_ (look) at all the letters he brought.
- When the postman \_\_\_\_\_ (arrive), I \_\_\_\_\_ (have) a shower.

### 2 Unit 3, Lesson 4 Complete the sentences with the correct relative pronouns. Then tick the sentences in which it is possible to omit the relative pronoun.

- Toronto is the city **where** my favourite singer was born.
- The woman \_\_\_\_\_ is standing there is a famous blogger.
- That's the boy \_\_\_\_\_ dad plays for Arsenal.
- Our Planet* is a documentary \_\_\_\_\_ you should watch.
- What's the name of the photographer \_\_\_\_\_ took this photo?
- The Louvre is an art museum \_\_\_\_\_ used to be a royal palace.
- Amal\_in\_Asia is the blogger \_\_\_\_\_ travel blog we always read.
- The Lake District is a holiday destination \_\_\_\_\_ our family loves the most.

## Unit 4, Lesson 1 Comparison of adjectives

Comparison of adjectives			
Adjective		Comparative	Superlative
short (one- and some two-syllable)	kind nice fit clever	kinder nicer fitter cleverer	<b>the kindest</b> <b>the nicest</b> <b>the fittest</b> <b>the cleverest</b>
one- and two-syllable ending in -y	dry easy	drier easier	<b>the driest</b> <b>the easiest</b>
two-syllable or longer	attractive	<b>more/less</b> attractive	<b>the most/least</b> attractive
irregular	good bad	<b>better</b> <b>worse</b>	<b>the best</b> <b>the worst</b>

- To compare people or things, we use the comparative form of an adjective with the word *than* or the superlative form:  
*Dark chocolate is **healthier than** milk chocolate.*  
*The Yubari melon is **the most expensive** fruit in the world.*
- To compare two people or things, we can also use the structure: (not) *as* + adjective + *as*:  
*Your soup tasted **as delicious as** Grandma's.*  
*Jam is **not as sweet as** honey.*
- To describe things we can also use the structures *too* + adjective and (not) + adjective + *enough*. *Too* + adjective means 'more than we need or want'. Adjective + *enough* means we have exactly what we need. *Not* + adjective + *enough* means 'less than we need or want':  
*The chips were **too salty**.*  
*Is your soup **hot enough**?*  
*The cake **isn't big enough** for twelve people.*

### 1 Unit 4, Lesson 1 Complete the sentences using the adjectives in brackets. Add any other necessary words.

- This luxury restaurant is the most expensive (expensive) in town.
- 'Is vegan diet really \_\_\_\_\_ (healthy) than other diets?' 'Yes, it's \_\_\_\_\_ (healthy) of all.'
- This skirt is \_\_\_\_\_ (brighter) for me. I prefer darker skirts.
- Tomato and cucumber salad is \_\_\_\_\_ (nutritious) and \_\_\_\_\_ (fattening) than pizza.
- Dobbie's department store is \_\_\_\_\_ (not crowded) as Grafton's.

## Unit 4, Lesson 3 Quantifiers

### Countable nouns:

- name things we can count:  
*There is one **orange** in the fridge.*
- have singular and plural forms:  
*This **beef burger** is delicious.*  
*These **beef burgers** are delicious.*

### Uncountable nouns:

- name things we cannot count:  
*My little brother hates **milk**.*
- do not have a plural form:  
*Vegetarians don't eat **meat**.*

## Quantifiers

with countable nouns	with uncountable nouns
<b>How many?</b>	<b>How much?</b>
<i>How <b>many</b> eggs are there?</i>	<i>How <b>much</b> sugar is there?</i>
<b>many</b>	<b>much</b>
<i>Are there <b>many</b> eggs?</i>	<i>Is there <b>much</b> sugar?</i>
<i>We haven't got <b>many</b> eggs.</i>	<i>We haven't got <b>much</b> sugar.</i>
<b>too many</b>	<b>too much</b>
<i>We've got <b>too many</b> eggs.</i>	<i>We've got <b>too much</b> sugar.</i>
<b>a lot of/lots of</b>	
<i>There are <b>a lot of/lots of</b> eggs in the box.</i>	<i>There is <b>a lot of/lots of</b> sugar in the box.</i>
<b>a few/a couple of</b>	<b>a little/a (little) bit of</b>
<i>I need <b>a few/a couple of</b> eggs.</i>	<i>I need <b>a little/a (little) bit of</b> sugar.</i>
<b>some</b>	
<i>There are <b>some</b> eggs in the box.</i>	<i>There is <b>some</b> sugar in the box.</i>
<b>enough</b>	
<i>There are <b>enough</b> eggs in the box.</i>	<i>There is <b>enough</b> sugar in the box.</i>
<b>few</b>	<b>little</b>
<i>There are <b>few</b> eggs in the box.</i>	<i>There is <b>little</b> sugar in the box.</i>
<b>any - in questions</b>	
<i>Are there <b>any</b> eggs in the box?</i>	<i>Is there <b>any</b> sugar in the box?</i>
<b>any - in negatives</b>	
<i>There aren't <b>any</b> eggs in the box.</i>	<i>There isn't <b>any</b> sugar in the box.</i>

When we talk about uncountable things, we can replace the quantifier *a little* with the following phrases:

- a bit of* or *a little bit of* (directly before an uncountable noun):  
*I put **a (little) bit of** butter on my bread roll.*
- a bit* or *a little bit* (never before a noun):  
*'I bought some butter.'* 'Can I have **a little bit** on my bread roll?'

## Unit 4, Lesson 6 Articles with singular countable nouns

We use the indefinite article *a/an*:

- when the thing or person we are talking about is one of many similar people or things:  
*Harrods is **a** luxury department store in London.*
- when we mention a person or thing for the first time:  
*There's **a** muffin and **a** doughnut in the cupboard.*

We use the definite article *the* to talk about:

- something specific or unique:  
*Look at **the** sky. Let's have a picnic in **the** park.*
- something we have mentioned before:  
*I've got a new bag. **The** bag is purple.*

### 2 Unit 4, Lessons 3&6 Choose the correct words to complete the voice message.

Hi Dad, it's Hala. Can you do some shopping for dinner tonight? Mum asked me to call you. Please buy <sup>1</sup>the / some meat or fish. How about some fresh <sup>2</sup>beef burger / beef burgers? We also need <sup>3</sup>some / any oil because we've got <sup>4</sup>little / a little at home. There are <sup>5</sup>lots / lot of tomatoes in <sup>6</sup>a / the garden. Maybe we could make <sup>7</sup>a / the tomato salad? What do you think? Please buy <sup>8</sup>a / some bread because we haven't got <sup>9</sup>some / any left. Oh, and I nearly forgot - get <sup>10</sup>an / some salt. See you later!

## Unit 5, Lesson 1 Modal verbs

Must/Should/Could				
Affirmative			Negative	
I/You/ He/She/ It/We/ They	<b>must/ should/ could</b>	leave.	I/You/ He/She/ It/We/ They	<b>must not (mustn't)/ should not (shouldn't)/ could not (couldn't)</b>
leave.			leave.	
Yes/No questions			Short answers	
<b>Must/ Should/ Could</b>	I/you/ he/she/ it/we/ they	leave?	Yes, I/you/he/she/it/we/they <b>must/should/could.</b> No, I/you/we/they <b>don't have to/ should not (shouldn't)/could not (couldn't).</b> No, he/she/it <b>doesn't have to/ should not (shouldn't)/could not (couldn't).</b>	
Wh- questions				
When	<b>must/should/ could</b>	I/you/he/she/it/ we/they	leave?	
Subject questions				
Who	<b>must/should/could</b>	leave?		

Have to				
Affirmative			Negative	
I/You/ We/They	<b>have to</b>	stay.	I/You/ We/They	<b>do not (don't)</b>
He/She/It	<b>has to</b>		He/She/It	<b>does not (doesn't)</b>
have to stay.			have to stay.	
Yes/No questions			Short answers	
<b>Do</b>	I/you/ we/they	<b>have to</b> stay?	Yes, I/you/we/they <b>do.</b> No, I/you/we/they <b>do not (don't).</b>	
<b>Does</b>	he/she/ it		Yes, he/she/it <b>does.</b> No, he/she/it <b>does not (doesn't).</b>	
Wh- questions				
Why	<b>do</b>	I/you/we/they	<b>have to</b> stay?	
	<b>does</b>	he/she/it		
Subject questions				
Who	<b>has to</b>	stay?		

To talk about obligation or necessity, we use:

- **must**, especially when we refer to something the speaker feels is necessary:  
*I **must** talk to her right now.* (I feel this is necessary.)
- **have to**, especially when we refer to something that is necessary because of a rule or law:  
*My brother **has to** wear a suit to work.* (These are the rules.)

To say there is no obligation or necessity, we use *don't have to*:  
*We **don't have to** do any washing-up because we have a dishwasher.*

*'Do I **have to** pay now?' 'No, you **don't**.'*

To say what is not allowed, we use *mustn't*:  
*You **mustn't** use social media at school.*

To say that something is or isn't a good idea, we use *should/shouldn't*:

*You **should** make your bed before you go to school.*

*I **shouldn't** drink so much cola. It's bad for me.*

***Should** we tell him to help around the house more?*

To suggest something or give someone an idea, we use *could*:

*Maybe we **could** go out together this weekend?*

## Unit 5, Lesson 3 Past modals

Have to – past form				
Affirmative			Negative	
I/You/He/She/It/ We/They	<b>had to</b> work.	I/You/He/She/ It/We/They	<b>did not (didn't) have to</b> work.	
Yes/No questions			Short answers	
<b>Did</b>	I/you/he/ she/it/ we/they	<b>have to</b> work?	Yes, I/he/she/it <b>did.</b> No, I/he/she/it <b>did not (didn't).</b>	
Wh- questions				
What	<b>did</b>	I/you/we/ they/he/ she/it	<b>have to</b> do?	
Subject questions				
Who	<b>had to</b>	work?		

To talk about past obligation or necessity, we use *had to*:  
*What time **did** you **have to** get up this morning?*

*I **had to** get up very early.*

To say that something wasn't necessary in the past, we use *didn't have to*:

*Our parents **didn't have to** wear a uniform when they went to primary school.*

To say that something was or wasn't possible or allowed in the past, we use *could/couldn't*:

*When I was six years old, I **couldn't** play outside on my own, but I **could** go out with my brother or sister.*

### 1 Unit 5, Lesson 1&3 Choose the correct words to complete the sentences.

- Rola \_\_\_ clean her room today because it's quite tidy.  
**a** has to      **b** mustn't      **c** doesn't have to
- Omar \_\_\_ wash the dishes by hand as he hasn't got a dishwasher.  
**a** must      **b** doesn't have to      **c** mustn't
- Maybe we \_\_\_ go out together this weekend?  
**a** could      **b** have to      **c** must
- Why \_\_\_ to move out of the halls of residence?  
**a** had you      **b** could you      **c** did you have
- The doctor said that I \_\_\_ drink less cola and get more exercise.  
**a** should      **b** mustn't      **c** don't have to
- We invited Eman to sleep over at our house. She was happy that she \_\_\_ spend the night at the hotel.  
**a** didn't have to      **b** couldn't      **c** hadn't



# Irregular Verbs



WL1.4



be /bi:/	was/were /wɒz/wɜ:/	been /bi:n/
beat /bi:t/	beat /bi:t/	beaten /'bi:tɪn/
become /bɪ'kʌm/	became /bɪ'keɪm/	become /bɪ'kʌm/
begin /bɪ'gɪn/	began /bɪ'gæn/	begun /bɪ'gʌn/
blow /bləʊ/	blew /blu:/	blown /bləʊn/
break /breɪk/	broke /brəʊk/	broken /'brəʊkən/
bring /brɪŋ/	brought /brɔ:t/	brought /brɔ:t/
build /bɪld/	built /bɪlt/	built /bɪlt/
burn /bɜ:n/	burned /bɜ:nd/ Or burnt /bɜ:nt/	burned /bɜ:nd/ Or burnt /bɜ:nt/
buy /baɪ/	bought /bɔ:t/	bought /bɔ:t/
catch /kætʃ/	caught /kɔ:t/	caught /kɔ:t/
choose /tʃu:z/	chose /tʃəʊz/	chosen /'tʃəʊzən/
come /kʌm/	came /keɪm/	come /kʌm/
cost /kɒst/	cost /kɒst/	cost /kɒst/
cut /kʌt/	cut /kʌt/	cut /kʌt/
deal /di:l/	dealt /delt/	dealt /delt/
dig /dɪg/	dug /dʌg/	dug /dʌg/
do /du:/	did /dɪd/	done /dʌn/
draw /drɔ:/	drew /dru:/	drawn /drɔ:n/
dream /dri:m/	dreamed /dri:md/ Or dreamt /dremt/	dreamed /dri:md/ Or dreamt /dremt/
drink /drɪŋk/	drank /dræŋk/	drunk /drʌŋk/
drive /draɪv/	drove /drəʊv/	driven /'drɪvən/
eat /i:t/	ate /et/	eaten /'i:tən/
fall /fɔ:l/	fell /fel/	fallen /'fɔ:lən/
feed /fi:d/	fed /fed/	fed /fed/
feel /fi:l/	felt /felt/	felt /felt/
fight /faɪt/	fought /fɔ:t/	fought /fɔ:t/
find /faɪnd/	found /faʊnd/	found /faʊnd/
fly /flaɪ/	flew /flu:/	flown /fləʊn/
forbid /fə'brɪd/	forbade /fə'bæd/	forbidden /fə'brɪdn/
forget /fə'get/	forgot /fə'gɒt/	forgotten /fə'gɒtn/
forgive /fə'gɪv/	forgave /fə'geɪv/	forgiven /fə'gɪvən/
freeze /fri:z/	froze /frəʊz/	frozen /'frəʊzən/
get /get/	got /gɒt/	got /gɒt/
give /gɪv/	gave /geɪv/	given /'gɪvən/
go /gəʊ/	went /went/	gone /gɒn/
grow /grəʊ/	grew /gru:/	grown /grəʊn/
hang /hæŋ/	hung /hʌŋ/	hung /hʌŋ/
have /hæv/	had /hæd/	had /hæd/
hear /hɪə/	heard /hɜ:d/	heard /hɜ:d/
hide /haɪd/	hid /hɪd/	hidden /'hɪdn/
hit /hɪt/	hit /hɪt/	hit /hɪt/
hold /həʊld/	held /held/	held /held/
hurt /hɜ:t/	hurt /hɜ:t/	hurt /hɜ:t/
keep /ki:p/	kept /kept/	kept /kept/
know /nəʊ/	knew /nju:/	known /nəʊn/
lead /li:d/	led /led/	led /led/
learn /lɜ:n/	learned /lɜ:nd/ Or learnt /lɜ:nt/	learned /lɜ:nd/ Or learnt /lɜ:nt/

leave /li:v/	left /left/	left /left/
lend /lend/	lent /lent/	lent /lent/
let /let/	let /let/	let /let/
lie /laɪ/	lay /leɪ/	lain /leɪn/
lose /lu:z/	lost /lɒst/	lost /lɒst/
make /meɪk/	made /meɪd/	made /meɪd/
mean /mi:n/	meant /ment/	meant /ment/
meet /mi:t/	met /met/	met /met/
pay /peɪ/	paid /peɪd/	paid /peɪd/
put /pʊt/	put /pʊt/	put /pʊt/
read /ri:d/	read /red/	read /red/
ride /raɪd/	rode /rəʊd/	ridden /'rɪdən/
ring /rɪŋ/	rang /ræŋ/	rung /rʌŋ/
rise /raɪz/	rose /rəʊz/	risen /'rɪzən/
run /rʌn/	ran /ræn/	run /rʌn/
say /seɪ/	said /sed/	said /sed/
see /si:/	saw /sɔ:/	seen /si:n/
sell /sel/	sold /səʊld/	sold /səʊld/
send /send/	sent /sent/	sent /sent/
set /set/	set /set/	set /set/
shake /ʃeɪk/	shook /ʃʊk/	shaken /'ʃeɪkən/
shine /ʃaɪn/	shone /ʃɒn/	shone /ʃɒn/
shrink /'frɪŋk/	shrank /'fræŋk/	shrunk /'frʌŋk/
show /ʃəʊ/	showed /'ʃəʊd/	shown /'ʃəʊn/
shut /ʃʌt/	shut /ʃʌt/	shut /ʃʌt/
sing /sɪŋ/	sang /sæŋ/	sung /sʌŋ/
sink /sɪŋk/	sank /sæŋk/	sunk /sʌŋk/
sit /sɪt/	sat /sæt/	sat /sæt/
sleep /sli:p/	slept /slept/	slept /slept/
smell /smel/	smelled /smeld/ Or smelt /smelt/	smelled /smeld/ Or smelt /smelt/
speak /spi:k/	spoke /spəʊk/	spoken /'spəʊkən/
spend /spend/	spent /spent/	spent /spent/
stand /stænd/	stood /stʊd/	stood /stʊd/
steal /sti:l/	stole /stəʊl/	stolen /'stəʊlən/
stick /stɪk/	stuck /stʌk/	stuck /stʌk/
sweep /swi:p/	swept /swept/	swept /swept/
swim /swɪm/	swam /swæm/	swum /swʌm/
take /teɪk/	took /tʊk/	taken /'teɪkən/
teach /ti:tʃ/	taught /tɔ:t/	taught /tɔ:t/
tear /teə/	tore /tɔ:/	torn /tɔ:n/
tell /tel/	told /təʊld/	told /təʊld/
think /θɪŋk/	thought /θɔ:t/	thought /θɔ:t/
throw /θrəʊ/	threw /θru:/	thrown /θrəʊn/
understand /,ʌndə'stænd/	understood /,ʌndə'stʊd/	understood /,ʌndə'stʊd/
wake /weɪk/	woke /wəʊk/	woken /'wəʊkən/
wear /weə/	wore /wɔ:/	worn /wɔ:n/
win /wɪn/	won /wʌn/	won /wʌn/
write /raɪt/	wrote /rəʊt/	written /'rɪtn/

## Unit 1

**1 Complete the second sentence using the word in bold so that it means the same as the first one. Use no more than three words including the word in bold.**

**1** This is a fantastic party. My friends and I like it very much. **ENJOYING**

This is a fantastic party. My friends and I are enjoying it very much.

**2** Randa's homework is always without a single mistake. **MAKE**

Randa \_\_\_\_\_ mistakes in her homework.

**3** My opinion is not the same as yours. **NOT**

I \_\_\_\_\_ with you.

**4** My uncle has his home at my grandparents' house at the moment because he's looking for a new flat. **LIVING**

My uncle \_\_\_\_\_ with my grandparents at the moment because he's looking for a new flat.

**5** Listen! There's a very loud argument between the neighbours. **ARGUING**

Listen! The neighbours \_\_\_\_\_ very loudly.

**6** We don't need anybody's help to install apps on our phones. **BY**

We can install apps on our phones \_\_\_\_\_.

**7** Laila is very friendly. All the people like her. **EVERYBODY**

Laila is very friendly. \_\_\_\_\_ her.

**8** People in my class aren't interested in mountain biking. **NOBODY**

In my class, \_\_\_\_\_ interested in mountain biking.

**2 Choose the correct words a-c to complete the texts.**

**1** Mum, can I \_\_\_\_\_ late tonight?

I want to go to a concert in the park.

**a** stay out **b** sleep over **c** be into

**2** If you want to learn how to give an interesting and funny \_\_\_\_\_, come to our workshop next Wednesday at 3 p.m.

**a** mistake **b** speech **c** advice

**3** My parents have a great relationship. They spend a lot of time together and always \_\_\_\_\_ their feelings and opinions.

**a** share **b** tell **c** hug

**4** We're open all year, so why not pay us a \_\_\_\_\_ during the winter months?

**a** banknote **b** visit **c** call

## Unit 2

**1 Complete the second sentence so that it means the same as the first one. Use no more than three words in each gap.**

**1** When Ghada started secondary school, she wasn't a fan of Physics.

When Ghada started secondary school, she did not like Physics.

**2** She often found Physics classes difficult.

She \_\_\_\_\_ find Physics classes difficult.

**3** She never answered any questions in Physics lessons.

She \_\_\_\_\_ to answer any questions in Physics lessons.

**4** One day, Ghada did a Physics experiment without the teacher's help.

The teacher \_\_\_\_\_ Ghada to do her Physics experiment.

**5** Ghada's experiment went well.

Ghada's experiment \_\_\_\_\_ wrong.

**6** After that Ghada finally started participating in Physics classes.

After that Ghada finally started taking \_\_\_\_\_ Physics classes.

**2 Choose the correct words a-c to complete the text.**

Well, my first day at school is over. We

<sup>1</sup> \_\_\_\_\_ here just a couple of days ago and I <sup>2</sup> \_\_\_\_\_ anybody before starting at the new school. Luckily,

the people in my class <sup>3</sup> \_\_\_\_\_ very friendly. A boy called Habib <sup>4</sup> \_\_\_\_\_ me around the school. I <sup>5</sup> \_\_\_\_\_

particularly interested to see the gym because I'm keen on sport, especially cycling. When I was

a child, I <sup>6</sup> \_\_\_\_\_ part in many cycling races. During one of the races I even <sup>7</sup> \_\_\_\_\_ the school champion

and <sup>8</sup> \_\_\_\_\_ a gold medal! But I <sup>9</sup> \_\_\_\_\_ the school record, so I was a bit disappointed. Habib told

me that my new school is organising a cycling race this spring and I really want to <sup>10</sup> \_\_\_\_\_ in it.

- 1 a used to move b didn't move c moved  
 2 a didn't know b didn't use to know c knew  
 3 a weren't b was c were  
 4 a didn't show b used to show c showed  
 5 a wasn't b was c were  
 6 a used to take b didn't use to take c take  
 7 a beat b won c drew  
 8 a broke b scored c won  
 9 a didn't break b didn't use to break c didn't beat  
 10 a play b participate c part

### Unit 3

**1 Complete the second sentence using the word in bold so that it means the same as the first one. Use no more than three words including the word in bold.**

- 1 Yesterday, my cousin and I went for a drive along the main road and saw some wild horses. **ALONG**  
 Yesterday, while my cousin and I were driving along the main road, we saw some wild horses.
- 2 I'm afraid the plane left the airport two minutes ago. **OFF**  
 I'm afraid the plane \_\_\_\_\_ two minutes ago.
- 3 My sister got up late and missed the 8:50 train to London. **NOT**  
 My sister got up late and \_\_\_\_\_ the 8:50 train to London.
- 4 I went into the tourist office in the middle of the guide's conversation with some tourists. **WAS**  
 I went into the tourist office while the guide \_\_\_\_\_ some tourists.
- 5 This man helped me with my hand luggage on the plane. **HELPED**  
 This is the man \_\_\_\_\_ me with my hand luggage on the plane.
- 6 Why don't we meet by the Left Luggage area? We left our rucksacks there. **WE**  
 Why don't we meet by the Left Luggage area \_\_\_\_\_ our rucksacks?
- 7 During the carnival there wasn't a single bed available in any of the hotels in Venice that we called. **FULLY**  
 During the carnival all the hotels in Venice that we called \_\_\_\_\_.

### 2 Complete the text with one word in each gap.

**WRITE IN AND TELL US ABOUT YOUR MOST MEMORABLE HOLIDAY EVER**

added by Kamal from Amman 22 April 11.01 a.m.

Last year, <sup>1</sup>while my parents were looking at holiday offers, they <sup>2</sup>\_\_\_\_\_ some information about a project called Home Exchange. Families who <sup>3</sup>\_\_\_\_\_ in this project spend two to three weeks in each other's houses. My mum found a family <sup>4</sup>\_\_\_\_\_ home was in Florida, close to a lovely beach famous <sup>5</sup>\_\_\_\_\_ its seashells and white sands. The American family wanted to <sup>6</sup>\_\_\_\_\_ in the capital of Jordan. We <sup>7</sup>\_\_\_\_\_ not so sure about the idea at first but then we went for it. It <sup>8</sup>\_\_\_\_\_ us almost twenty-four hours to get to Miami, but the holiday was fantastic. We were lying on the beach, swimming, <sup>9</sup>\_\_\_\_\_ at the view, and just relaxing. My brother and I <sup>10</sup>\_\_\_\_\_ not want to go back home to Jordan, so soon! Now my parents are looking for another family <sup>11</sup>\_\_\_\_\_ would like to spend some time in our house so that we can enjoy theirs!

### Unit 4

**1 Complete the second sentence so that it means the same as the first one. Use no more than three words in each gap.**

- 1 In our town, there isn't a more popular place to eat than the Giraffe.  
 The Giraffe is the most popular place to eat in our town.
- 2 All other cafés are worse than the Giraffe.  
 There isn't a café \_\_\_\_\_ as the Giraffe.
- 3 The Giraffe makes the tastiest pancakes.  
 No other place makes \_\_\_\_\_ this one.
- 4 You spend very little time waiting for a waiter.  
 You don't spend \_\_\_\_\_ waiting for a waiter.
- 5 In other cafés the pancakes are too small.  
 In other cafés the pancakes are not \_\_\_\_\_.
- 6 The pancakes in the Giraffe are cheaper than in other cafés.  
 The pancakes in the Giraffe are \_\_\_\_\_ in other cafés.
- 7 The Giraffe received a few prizes for the best food in town.  
 The Giraffe received \_\_\_\_\_ of prizes for the best food in town.



## 2 Complete the text with the correct words formed from the words in bold.

### GOOD CUSTOMER SERVICE

**D**o you care about your customers? Would you like them to feel <sup>1</sup>**comfortable** (COMFORT) in your shop? If so, read these tips and make sure your customers have the <sup>2</sup>\_\_\_\_\_ (GOOD) possible experience in your shop.

- Pay <sup>3</sup>\_\_\_\_\_ (ATTEND) to your customers from the moment they enter the shop. Remember to smile and say hello. It can be difficult if there are other <sup>4</sup>\_\_\_\_\_ (SHOP) inside at the same time, but it's very important.
- Let the customers take their time when they are looking around. Don't rush them – just offer them friendly <sup>5</sup>\_\_\_\_\_ (ADVISE).
- When a customer complains to you about a faulty item, be ready to <sup>6</sup>\_\_\_\_\_ (CHANGE) it for a different one or give a full refund. If they haven't got a <sup>7</sup>\_\_\_\_\_ (RECEIVE), explain kindly what the shop's policy on returning items is.
- Another important point is dealing with queues at the checkout. Remember that customers hate waiting, so, if possible, get more shop <sup>8</sup>\_\_\_\_\_ (ASSIST) to work part-time when your shop gets really busy.

## Unit 5

### 1 Complete the second sentence using the word in bold so that it means the same as the first one. Use no more than three words including the word in bold.

- Is it a problem for you if I do some yoga in the living room? **MIND**  
*Do you mind* if I do some yoga in the living room?
- When we lived in the halls of residence, there was an obligation to tidy up our rooms every day. **TO**  
When we lived in the halls of residence, we \_\_\_\_\_ up our rooms every day.
- It's not a good idea to start exercising without a warm-up. **NOT**  
You \_\_\_\_\_ exercising without a warm-up.
- Why don't you throw away your old carpet and buy a nice rug instead? **GET**  
Why don't you \_\_\_\_\_ your old carpet and buy a nice rug instead?

5 It wasn't necessary for Mustafa to cook yesterday because his children were away.

**HAVE**

Mustafa \_\_\_\_\_ to cook yesterday because his children were away.

6 My younger sister isn't allowed to heat up food by herself. **MUST**

My younger sister \_\_\_\_\_ up food by herself.

7 Can you do the dishes after dinner, please? **UP**

Can you \_\_\_\_\_ after dinner, please?

### 2 Choose the correct words a–c to complete the text.

**mona.lisa** 2 January 8.07 a.m.

Next year is my first year at university and I need your advice. <sup>1</sup>\_\_\_ I live in the halls of residence or rather rent a flat with some friends?

**Hani007** 3 January 11.28 a.m.

Definitely halls of residence! You meet a lot of new people with whom you have a lot <sup>2</sup>\_\_\_. You <sup>3</sup>\_\_\_ follow too many rules – you <sup>4</sup>\_\_\_ just keep quiet after 10 p.m. and you <sup>5</sup>\_\_\_ have visitors at night.

**@new-girl** 3 January 9.47 p.m.

When I started living on my own, I <sup>6</sup>\_\_\_ learn to be independent. I had no parents telling me to <sup>7</sup>\_\_\_ my bed or wash up. But living in halls of residence taught me to <sup>8</sup>\_\_\_ my room tidy. You never know when somebody is going to <sup>9</sup>\_\_\_ your room to see you!

- |                   |                 |                 |
|-------------------|-----------------|-----------------|
| 1 a Must          | b Should        | c Could         |
| 2 a of homework   | b of time       | c in common     |
| 3 a mustn't       | b couldn't      | c don't have to |
| 4 a should        | b don't have to | c mustn't       |
| 5 a don't have to | b must          | c mustn't       |
| 6 a had to        | b must          | c should        |
| 7 a clean         | b make          | c do            |
| 8 a clean         | b do            | c keep          |
| 9 a get rid of    | b turn into     | c come round to |

## STUDENT A

### Unit 3, Lesson 3 Exercise 8, page 33

Follow the instructions. Use the Speaking box on page 33 to help you.

- 1 You're a tourist. You're visiting a new city. You go to the Tourist Information Centre and ask about the following:
  - a bus to take you from the city centre to the airport.
  - the time of the next tour of the Castle.
  - how far it is to the Royal Park.
- 2 You work in the Tourist Information Centre. A tourist asks you some questions. Give him/her this information:
  - Tram number 23 goes near the zoo.
  - There isn't a leaflet but all the information is on the website.
  - The National Museum is open from ten to four on Sundays.

### Unit 5, Lesson 4 Exercise 4, page 60

Use the language from the Speaking box on page 60 and the prompts below to ask Student B for permission. Respond appropriately to Student B's permission requests.

---

take this chair  
 use your dictionary for a moment  
 borrow your English notebook for a few days  
 come round to yours after school  
 give you a call this evening  
 stay in your house this weekend

---

## ALL STUDENTS

### Unit 1, Lesson 2 Exercise 7, page 7

**You answer 'yes' to 0-5 questions:** you and your friend are very different people.

**You answer 'yes' to 6-10 questions:** you and your friend are very similar.

**You answer 'yes' to 11-13 questions:** you and your friend are almost identical.

### Unit 5, Lesson 6, Exercise 1, page 62

- 1 a small town in Sardinia, Italy: photo D
- 2 the suburbs in Southern California: photo B
- 3 a village in Costa Rica: photo A
- 4 the city of Okinawa, Japan: photo C

### Unit 5, Lesson 7, Exercise 6, page 65

*indigestion not a heart attack*

*Doctor recommends:*

- take 2 pills 3 times a day
- no appointment with GP
- don't eat a lot late at night
- avoid fried foods and chocolate
- try to lose weight
- get more exercise

### Unit 5, Lesson 7, Exercise 7, page 65

*Jameela - hope u feel better - thx for looking after Grandma!*

- medicine in cupboard next to door
- don't forget to make cup of tea morning and afternoon
- her favourite mug next to sink.

*Back Sun @ 10.*

*xxx Zeinab*

## STUDENT B

### Unit 3, Lesson 3 Exercise 8, page 33

Follow the instructions. Use the Speaking box on page 33 to help you.

- 1 You work in the Tourist Information Centre. A tourist asks you some questions. Give him/her this information:
  - Bus number 175 goes from the city centre to the airport.
  - The tours of the Castle are once every two hours. The next one is at 2 p.m.
  - The Royal Park is 25 minutes by bus number 180.
- 2 You're a tourist. You're visiting a new city. You go to the Tourist Information Centre and ask about the following:
  - a tram to go to the zoo.
  - a leaflet with information about different bus tickets.
  - the opening and closing times of the National Museum on Sundays.



### Unit 5, Lesson 5, Exercise 4, page 60

Use the language from the Speaking box on page 60 and the prompts below to ask Student A for permission. Respond appropriately to Student A's permission requests.

---

take this book    use your phone for a moment  
ask you a question  
borrow your notes to revise for the test  
give you a call at 3 a.m.  
go on holiday with you next summer

---







## Acknowledgements

The publishers would like to thank the following people for their feedback and comments during the development of this course:

Anna Bator, Ingrida Breidaka, Gordana Bujanić Tretinjak, Nida Burneikaite, Anna Czernielewska, Izabela Gojny, Ewa Goldnik-Ciok, Anita Jokić, Justyna Kostecka, Magdalena Loska, Magdalena Marmucka, Anna Milewska, Olivera Milovanović, Alexandra Novikova, Biljana Pršić, Merike Saar, Tomasz Siuta, Aleksandra Strahinić, Olga Strelchenko, Małgorzata Syc-Jędrzychowska, Katarzyna Tobolska, Beata Towarnicka, Beata Trapnell, Anna Wiśniewska

The publishers would like to thank Simon Pounder and Krzysztof Niwiński for their contribution to the Life Skills lessons.

## Image Credit(s)

The publisher would like to thank the following for their kind permission to reproduce their photographs:

**123RF.com:** iofoto 62, gemaibarra 61, joorkan 30, kaparulin 66, kasto 69, nerthuz 61, ozaiachin 66, stockbroker 68; **Alamy Stock Photo:** ACORN 1, Art Kowalsky 62, Bob Daemrich 25, Cal Sport Media 26, dpa picture alliance 26, eye35 68, GeoPic 36, Orange Pics BV 24, Panther Media GmbH 30, Sean Pavone 62, SOPA Images Limited 26, Yadid Levy 62, Zuma Press, Inc. 22; **Getty Images:** Freder 9, Harry Hart 54, HAZEM BADER / Stringer 18, Petroos 30, STRINGER / Stringer 18; **Pearson Education Ltd:** 46, 50, 56, 56 **Shutterstock.com:** Ahturner 9, Akif\_Cakmak\_imgatemedi 53, Alan Uster 4, Alexanderstock23 52, Alhovic 54, Andrey\_Popov 61, Andriy Lipkan 54, Anton Buymov 32, Ayman alakhra 13, bonchan 4, BUGNUT23 18, caroline abou safi 66, CURAphotography 15, Denise Lett 15, djile 37, Drazen Zigic 64, Evgeniya Grande 5, exopixel 12, FabrikaSimf 6, ffig 21, Filip Fuxa 34, Fitria Ramli 20, FUN FUN PHOTO 51, GeorgesDaya 44, gogoiso 4, Gorodenkoff 23, Ground Picture 15, 15, HstrongART 54, Hunter Bliss Images 28, hxdbzxy 65, illpaxphotomatic 4, Julius Bramant 35, Kevin Eaves 38, Lesya Dolyuk 44, Ljupco Smokovski 61, Mohammad Issam 4, nelen 4, Nikolay Mint 4, Odua Images 11, OSTILL is Franck Camhi 38, paulista 9, Pav-Pro Photography Ltd 32, phBodrova 28, PJ photography 12, Prostock-studio 43, Randy Miramontez 22, Rashdan Razlan 68, Sanjay JS 20, Sergii Figurnyi 33, Sergiy1975 66, SeventyFour 7, SpeedKingz 16, StockImageFactory.com 4, STUDIO GRAND WEB 48, Tala Dabain 30, tenkl 67, Ulrike Jordan 9, Yulia Davidovich 44, yut548 27, zieusin 26.

**Jordan Ministry of Education:** 28, 28.

**Cover Image:** *Front:* **Getty Images:** skynesher

All other images © Pearson Education

## Text Credit(s)

Page 159: Excerpt(s) from FORREST GUMP by Winston Groom, copyright © 1986 by Perch Creek Realty & Investment Corp.. Used by permission of Doubleday, an imprint of the Knopf Doubleday Publishing Group, a division of Penguin Random House LLC. All rights reserved.; Reprinted by permission of Winston Groom and his Agents, Raines & Raines Copyright © 1986 by Perch Creek Realty and Investments Corp. Published in the United States by Vintage Books a division of Penguin Random House. Page 161: Nineteen Eighty-Four by George Orwell (copyright © George Orwell, 1949) by permission of Bill Hamilton as the Literary Executor of the Estate of the Late Sonia Brownell Orwell.; George Orwell, Penguin Random House, 1984, 1980.; George Orwell, Houghton Mifflin Harcourt, 1984, 1980.

## Illustration Acknowledgements

Stephen Collins p. 21, 56, 141; Amber Day p. 57, 77; Chris Gilliard p. 115; MH Jeeves p. 48, 82, 117, 156, 157; Kath@KJA artists p. 31; Nick@KJA artists p. 47, 136.

Every effort has been made to trace the copyright holders and we apologise in advance for any unintentional omissions. We would be pleased to insert the appropriate acknowledgement in any subsequent edition of this publication.