

# Jordan TEAM Together Grade 1 Semester 1

Activity Book with Digital Resources



### *Evaluation and Adaptation Committee*

Prof. Nayel Darweesh Al-Shara'h (Head)

Prof. Dina AbdulHameed Al-Jamal

Dr. Hamzah Ali Omari

Dr. Zeina Mohammad AlKaraki

### **Publisher: The National Center for Curriculum Development**

**The National Center for Curriculum Development is pleased to have your feedback and comments on this book through the following contact details:**

☎ 06-5376262 / 237

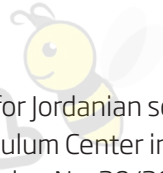
📄 06-5376266

✉ P.O.Box: 2088 Amman 11941

📌 @nccdjor

@ feedback@nccd.gov.jo

🔗 www.nccd.gov.jo



The Ministry of Education has decided to adopt this book for Jordanian schools in accordance with the approval of the Supreme Council of the National Curriculum Center in its meeting No. 3/2024 on 7/5/2024 and the approval of the Board of Education decision No. 39/2024 in its meeting No. 3/2024 on 26/6/2024 for the 2024/2025 academic year.

© Pearson Education Limited and York Press Ltd. 2024

ISBN: 978-9923-41-604-4

The Hashemite Kingdom of Jordan  
Deposit number by the National Library Department  
(2024/4/2388)

**Primary indexing data for the book**

<b>Book title</b>	Jordan Team Together, Grade 1: Activity Book, Semester 1
<b>Prepared by</b>	Jordan National Center for Curriculum Development
<b>Publication data</b>	Amman: National Center for Curriculum Development, 2024
<b>Classification number</b>	372,6521
<b>Descriptors</b>	/English Language//Courses//Basic Education/
<b>Edition data</b>	First edition

The author bears full legal responsibility for the content of their work, and this work does not express the opinion of the National Library Department.

The right of Anna Osborn to be identified as the author of this Work has been asserted by her in accordance with the Copyright, Designs and Patents Act 1988.

The publisher would like to thank Sian Mavor and Wendy Cherry for their contribution.

All rights reserved; no part of this publication may be reproduced, stored in a retrieval system, or transmitted in any form or by any means, electronic, mechanical, photocopying, recording, or otherwise without the prior written permission of the Publishers.

First edition (trial): م 2024 / هـ 1445

# Jordan TEAM Together Grade 1 Semester 1



Activity Book with Digital Resources

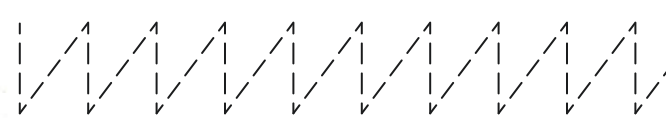


## Contents

Welcome Hello! .....	2
1 Family and friends .....	4
2 My school bag .....	12
3 Our classroom .....	20
4 My favourite toy .....	28
Learning Club .....	36
Vocabulary time .....	38
Fun time .....	42
Letters and sounds practice .....	44
Stickers	

Welcome

AWAZEL  
LEARN 2 BE  
Hello!

1  Look, trace and draw.





2 Look and colour.



blue



green



brown



orange



red



yellow

## 1

## Family and friends

1   Listen. Look and match.



1



2



a



b



c



d

2  Listen, find and stick.



a



b



c





d






1 Listen and circle.






2 **Viewing and presenting** Draw and share.








1 Listen. Look and number.



2 Look and colour.

Values Be helpful









1 Listen, find and stick.




2 Listen and tick (✓).






1  Follow, trace and say.



Ss



Dd



Dd



Ss



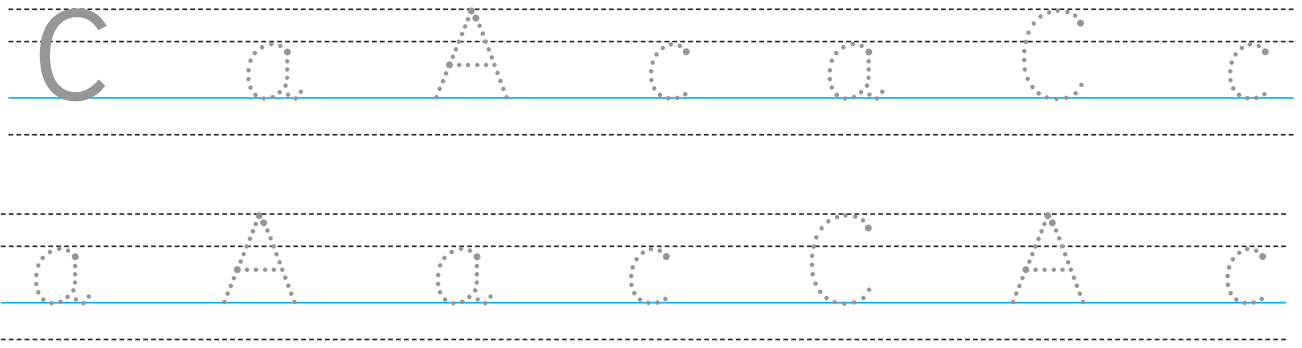
Ss



Dd



1  Trace and say.



2   Listen and repeat. Write.




1




cup

2



ant

3



apple

4



cap

5



cat

6




name




1 Listen and tick (✓).

1



2



3



4




2 Listen and colour.



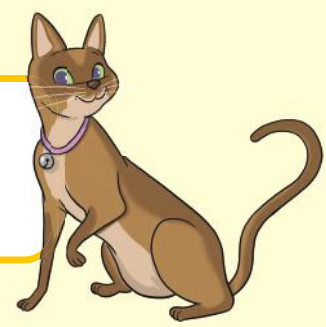
3 Listen and number.



4 Listen and match.



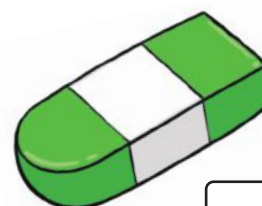
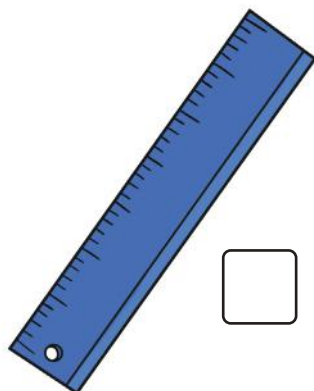
5 Look and colour for Unit 1.



# 2

## My school bag

1   Listen. Look and tick (✓).



2  Listen, find and stick.



a



b



c



d







1 Listen and match.



1



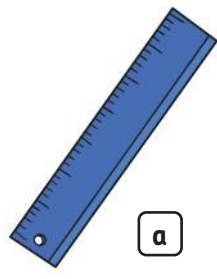
2



3



4



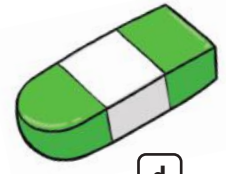
a



b

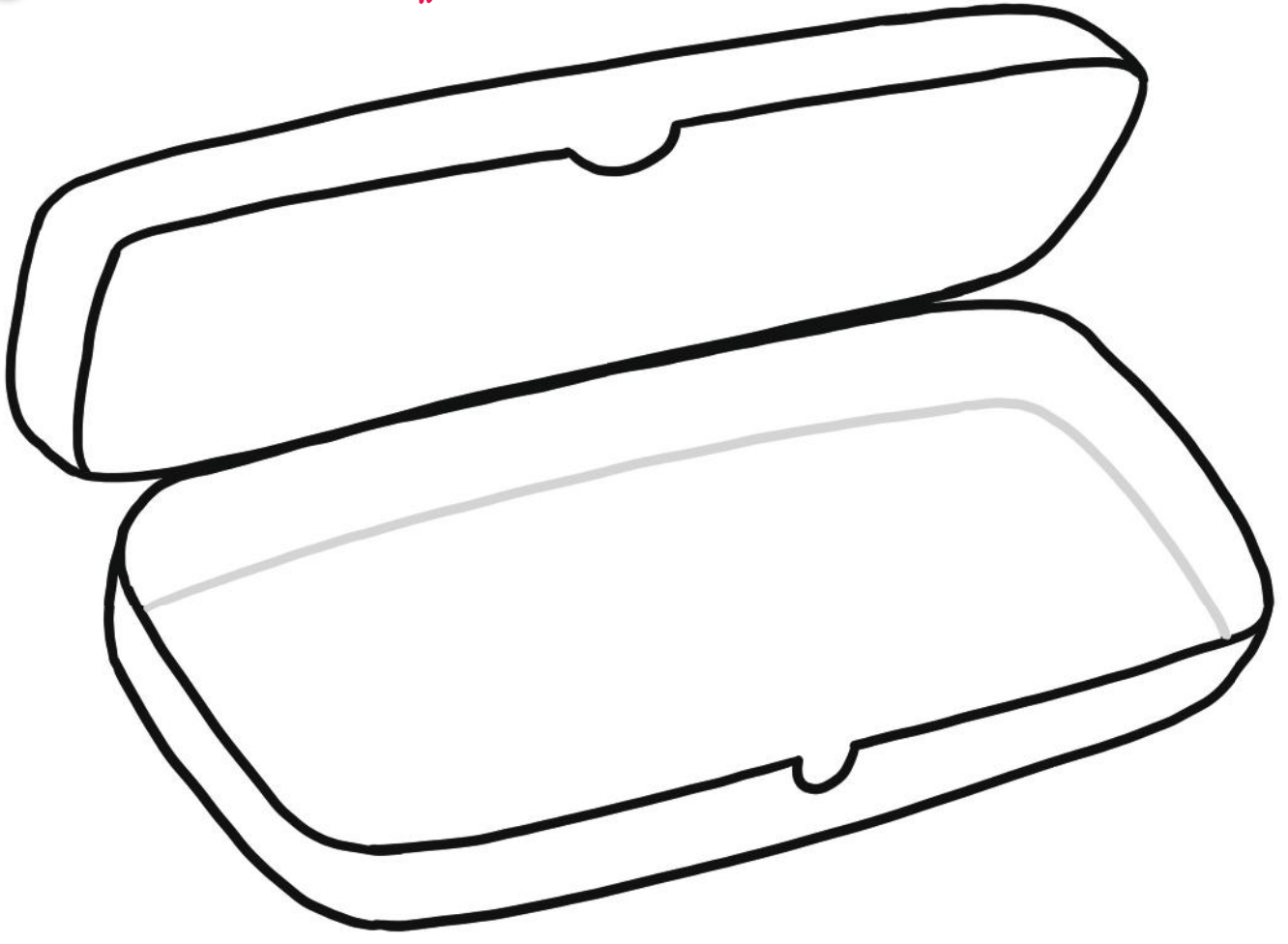


c






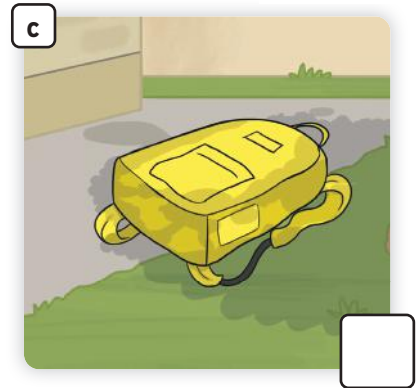

d

2 **Viewing and presenting** Draw and share.






1 Listen. Look and number.



2 Look and colour.

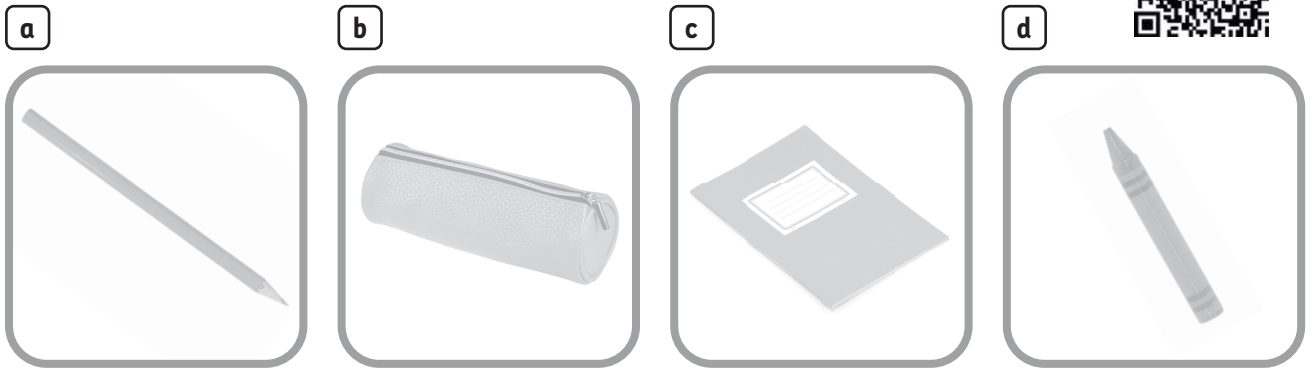
Values Look after your things








1 Listen, find and stick.



2 Listen and tick (✓).







1  Trace and say.

Tracing practice on handwriting lines. The first row contains a large 'P', followed by dotted 'p', 'P', 'R', 'r', 'p'. The second row contains dotted 'p', 'R', 'P', 'r', 'R', 'p', 'r'.

2  Look, trace and say. Match and write.



Tracing practice on handwriting lines with a dotted lowercase 'p'.



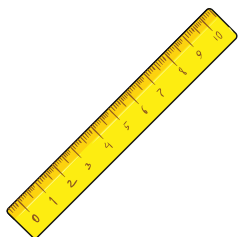
Blank handwriting lines for writing practice.




Tracing practice on handwriting lines with a dotted lowercase 'r'.



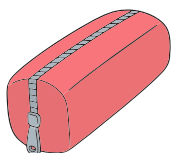
Tracing practice on handwriting lines with a dotted lowercase 'p'.



Tracing practice on handwriting lines with a dotted lowercase 'r'.



Blank handwriting lines for writing practice.



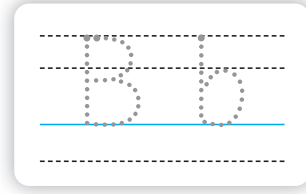

Tracing practice on handwriting lines with a dotted lowercase 'p'.



Blank handwriting lines for writing practice.




1 Trace and say. Match.



E b B e b E  
 e B b E e b

2 Look and say. Circle and write.

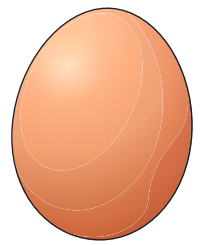
**b**



e

book

**b**



e

gg


**b**



e

oy

**b**



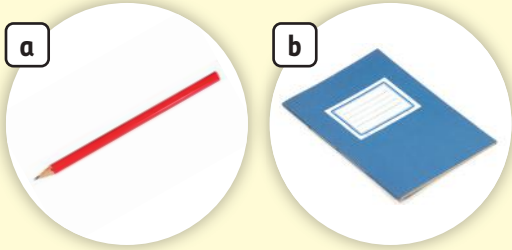
e

lbow




1 Listen and circle.


1



2



3



4



2 Listen, cross (X) and play!





3 2.29 Listen and tick (✓) or cross (X).




- a
- b
- c
- d

4 2.30 Listen and draw.



5 Look and colour for Unit 2.






3

# Our classroom



1 Listen. Look and number.



2 Listen and stick. Trace.



teacher



door



whiteboard



window

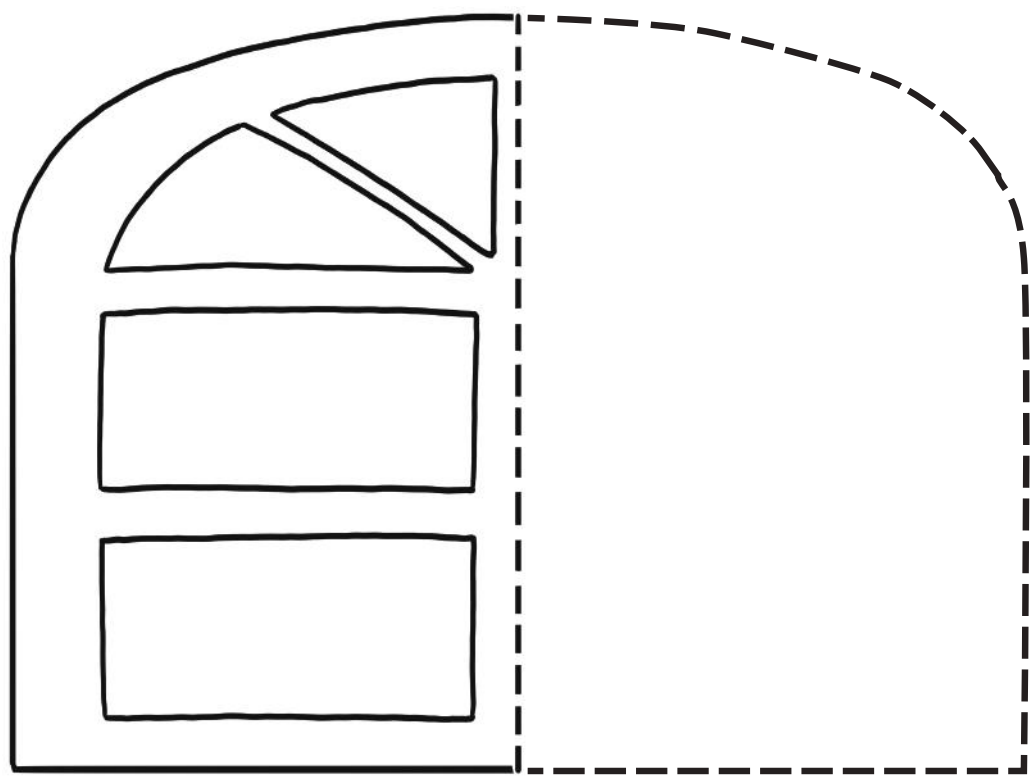




1 Listen and circle.

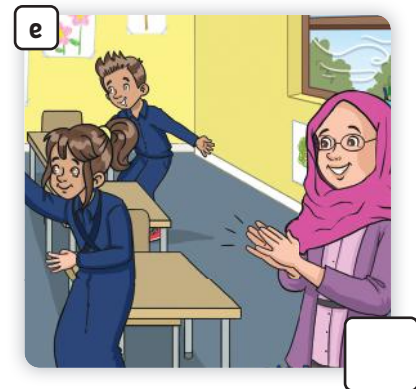
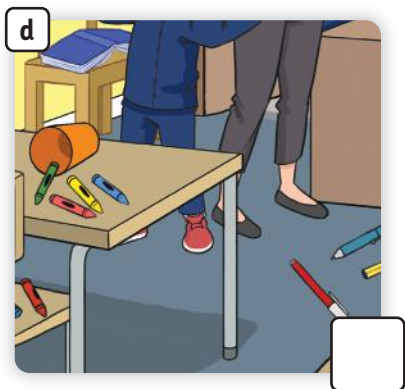


1			
	a	b	c
2			
	a	b	c
3			
	a	b	c

2 **Viewing and presenting** Draw and share.






1 Listen. Look and number.



2 Look and colour the circles.

Values Be tidy



1   Listen and stick. Trace.



a



chair

b



floor

c



desk

d



wall

2   Listen and match.




1



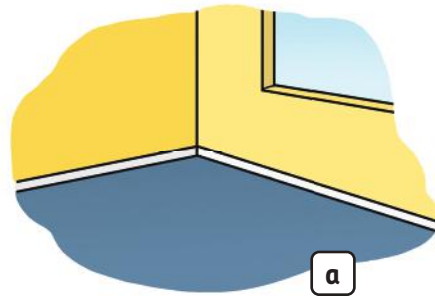
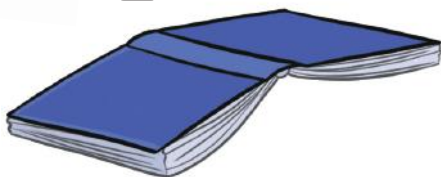
2



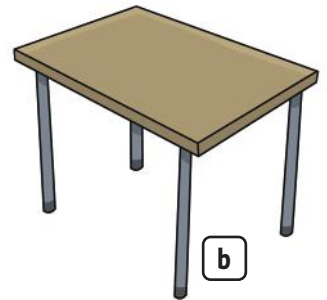
3



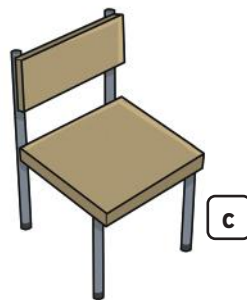
4



a



b




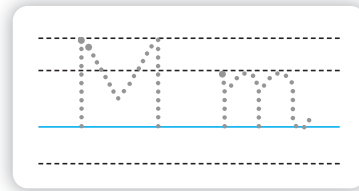
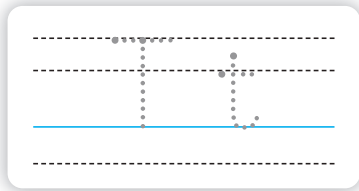
c



d



1 Trace, match and write.



m

\_\_\_\_\_

\_\_\_\_\_


\_\_\_\_\_

2 Look, say and write.



ten

ouse

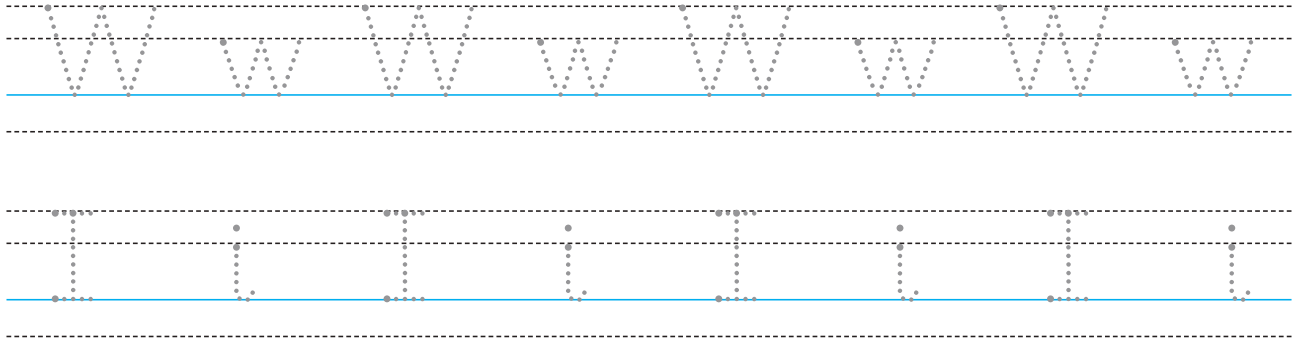


eacher


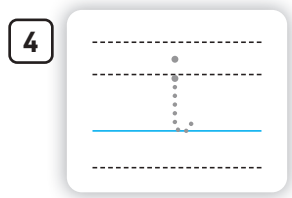
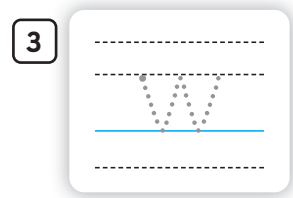


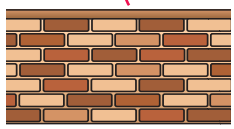
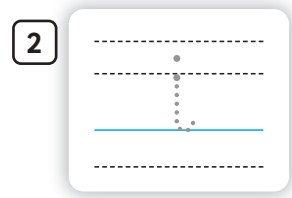
um



1 Trace and say.



2 Trace. Look, say and match.






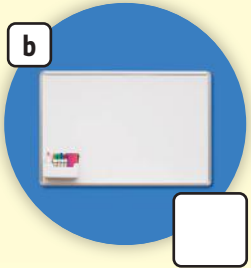


1 Listen and tick (✓).


1




2






3



4




2 Look and play!








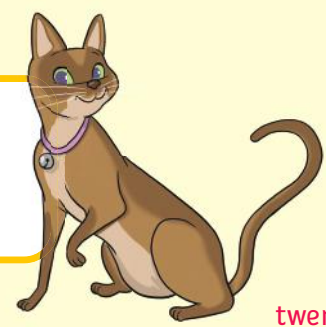
3 Listen and number.



4 Listen and draw.



5 Look and colour for Unit 3.


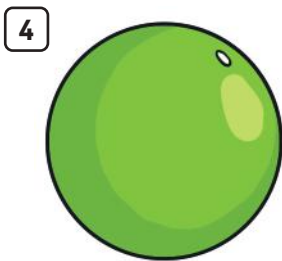




# 4

## My favourite toy




1 Listen. Look and circle.



2 Listen and stick. Trace.




ball



car



teddy



robot

1   Listen and circle.



1

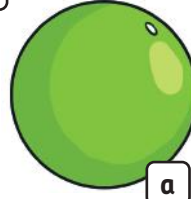


a



b

2



a

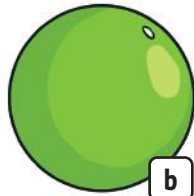


b

3



a




b

4




a



b




2 **Viewing and presenting**  Draw, colour and share.







1 Listen. Look and number.



2 Look and colour.

Values Share








1 Listen and stick. Trace.



a



train

b



plane

c




doll

d



yoyo


2 Listen and match.



a



b



c



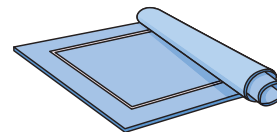
d



1 Listen, write and say. Then match.



**c** **a** **t** cat




**r** **e** \_\_\_\_\_




**s** **i** \_\_\_\_\_




**w** \_\_\_\_\_ **b** \_\_\_\_\_



\_\_\_\_\_ **e** **d** \_\_\_\_\_



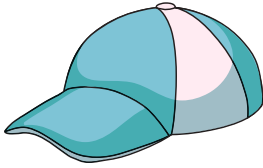
\_\_\_\_\_ **a** **t** \_\_\_\_\_





1 Choose, write and say.

m t c



ap

ap

ap

2 Look and write.



Blank handwriting lines for the sad boy.

Blank handwriting lines for the baseball bat.



Blank handwriting lines for the surprised boy.

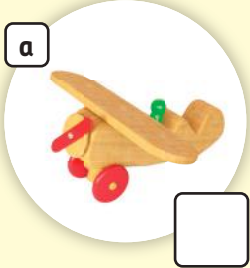


1 4.27 Listen and tick (✓).


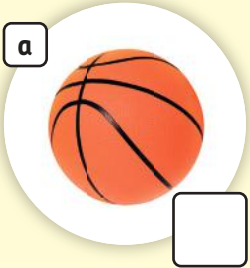
1





2




3



4



2 Look, count and match. Then say.




1  
 3  
 4  
 6





3 Listen and number.












4 Find, colour and say.



5 Look and colour for Unit 4.





# Language booster

1  Find and circle.

Sunday

Monday

Tuesday

Wednesday

Thursday

Friday

Saturday

f	c	S	T	u	e	s	d	a	y
a	j	a	g	y	i	u	f	g	T
w	q	t	u	l	p	S	d	j	h
m	o	u	M	r	l	u	k	p	u
o	n	r	o	d	d	n	j	k	r
W	e	d	n	e	s	d	a	y	s
s	p	a	d	z	u	a	g	z	d
i	y	y	a	x	m	y	v	i	a
e	i	p	y	F	r	i	d	a	y
c	f	k	x	r	v	z	r	m	l

2  Look at Activity 1. Write.

1 Wednesday

2 uesday

3 riday

4 unday

5 hursday

6 onday

7 aturday



3



Listen and match.

1



Monday

2



Friday

3



Saturday

4



Wednesday

4



Draw and write.

My favourite day is \_\_\_\_\_.



1 Look, trace and say.

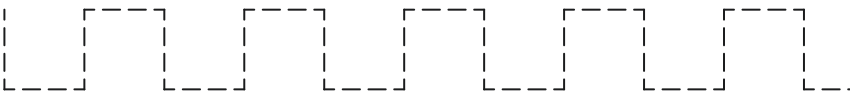
boy



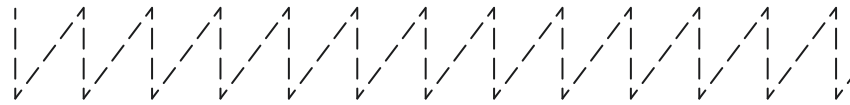
brother



cat



dad



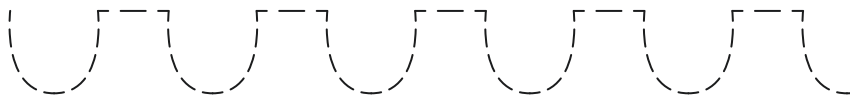
friend



girl



mum





sister





2  Look, number and say.

- 1 bag
- 2 book
- 3 crayon
- 4 pen
- 5 pencil
- 6 pencil case
- 7 eraser
- 8 ruler





3 Look, match and say.

chair



desk



door



floor



teacher



wall



















whiteboard



window



4 Look, tick (✓) and say.

ball	 <input type="checkbox"/>	 <input type="checkbox"/>
car	 <input type="checkbox"/>	 <input type="checkbox"/>
doll	 <input type="checkbox"/>	 <input type="checkbox"/>
plane	 <input type="checkbox"/>	 <input type="checkbox"/>
robot	 <input type="checkbox"/>	 <input type="checkbox"/>
teddy	 <input type="checkbox"/>	 <input type="checkbox"/>
train	 <input type="checkbox"/>	 <input type="checkbox"/>
yoyo	 <input type="checkbox"/>	 <input type="checkbox"/>



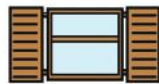
1  Count, write and trace.



cats



books



windows



balls




T-shirts



trains



2 Look, colour and trace.


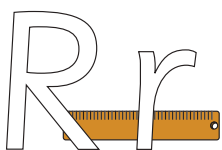

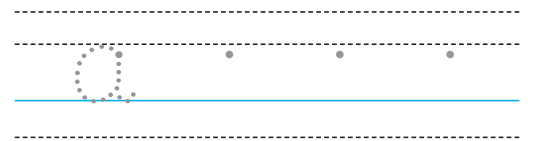

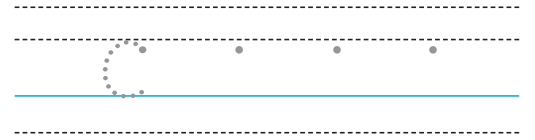

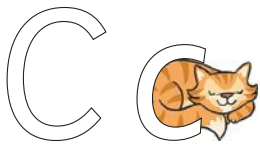
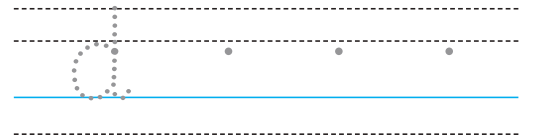


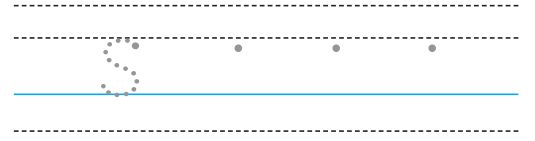



# Letters and sounds practice

AWAZEL  
LEARN 2 BE



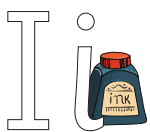



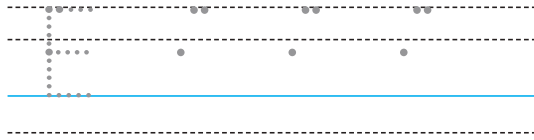



 Trace and copy.



# Letters and sounds practice

AWAZEL  
LEARN 2 BE



## Image Credit(s):

**123RF.com:** acies 20, 26, 40, 49, pockygallery 15, 18, 39, 47; **Getty Images:** Andrew Olney 22, Getty Images Incorporated 31, 34, 41, 49, in4mal 23, 40, 49, itsabreeze photography 38, 47, kupicoo 7, 10, 26, 38, 47, monkeybusinessimages 31, Ryan McVay 12, 18, 39, 47, SolStock 20, 26, 40, 49; **Pearson Education Ltd:** Studio 8 4, 10, 31, 38, 47; **Shutterstock.com:** Andrzej Rostek 14, Arctic ice 12, 18, 39, 47, BearFotos 6, Bjoern Wylezich 15, 18, 39, 47, Christian Delbert 20, 26, 40, 49, Dakalova luliia 31, 34, 41, 49, Deep OV 4, 10, DesignSpread 28, 34, 35, 41, 49, dezin56 12, 18, 39, 47, ESB Professional 7, 10, 28, 34, 35, 38, 41, 47, 49, Irina Wilhauk 6, iVazoUSky 14, Ivonne Wierink 31, 34, 41, 49, LightField Studios 14, Lopolo 4, 10, 38, 47, MalikNalik 20, 26, 40, 49, Margo Harrison 23, 26, 40, 49, Marko Poplasen 23, 26, 40, 49, oksana2010 12, 18, 39, 47, pcruciatti 22, polya\_olya 31, Prostock-studio 6, Rahhal 4, 10, 38, 47, Rawpixel.com 31, Richard Peterson 31, 34, 35, 41, 49, Roman Rybaleov 22, Roman Samborskyi 7, 10, 38, 47, RTimages 28, 34, 41, 49, SergiyN 4, 10, 38, 47, StockBox24 28, 34, 35, 41, 49, ViDI Studio 7, 10, 38, 47, VIS Fine Art 23, 26, 40, 49, Vladvm 15, 18, 39, 47, Yellow Cat 15, 18, 39, 47

Illustrated by Tamara Joubert (unit openers and stories) and Christos Skaltsas (Hyphen)

**Cover Image:** Rafa & Nathalie Studio, Robert Harding





Unit 1

Page 4



Page 7




Unit 2

Page 12




Page 15





Unit 3

Page 20




Page 23



Unit 4

Page 28



Page 31



